

Itqan  
Quran

ا ب ت ث

ح خ


د ذ

TAJWEED  
**Jumpstart**

ر ز

SELECTED LESSONS FOR  
**BEGINNERS**

# Using this book as a starting point, we aim to achieve the following goals:




*The student understands well the meaning of Tajweed*



*The student gets a quick idea of all sections of Tajweed*



*The student learns selected Tajweed lessons in order to improve his Qur'an recitation*



*The student enjoys learning Tajweed lessons because certain lessons were chosen for their simplicity.*



*We carefully selected lessons to ensure that they can be learned as quickly as possible by the student*



*Students learn new letters that do not exist in their native tongue, and their Arabic accent improves as a result*

# Table of Contents.

By: Itqan Academy

01

Tajweed Definition.



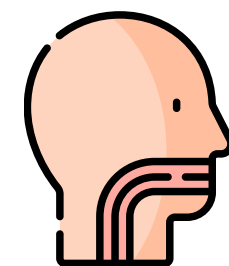
05

Tajweed Sections.




10

Throat letters.



25

Seeking Refuge.



32

Saying Basmalah.



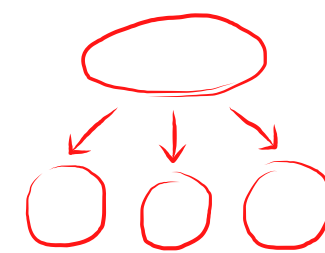
37

Noon & Meem  
mushadadah



47

Types of Sukoon.



55

Qalqalah.



77


Heavy & Light letters.






**THE SCIENCE OF**

**TAJWEED:**


**HOW TO READ THE QUR'AN  
WITH BEAUTY AND PRECISION**




# TAJWEED



#1 Tajweed is the science of the proper pronunciation of the Qur'an. It is a necessary part of Qur'anic recitation, as proper pronunciation is required in order to understand and recite the Qur'an correctly.




#2 It is a Science that is based on the rules of Arabic grammar and phonetics. The word "tajweed" literally means "to make better" or "to improve".



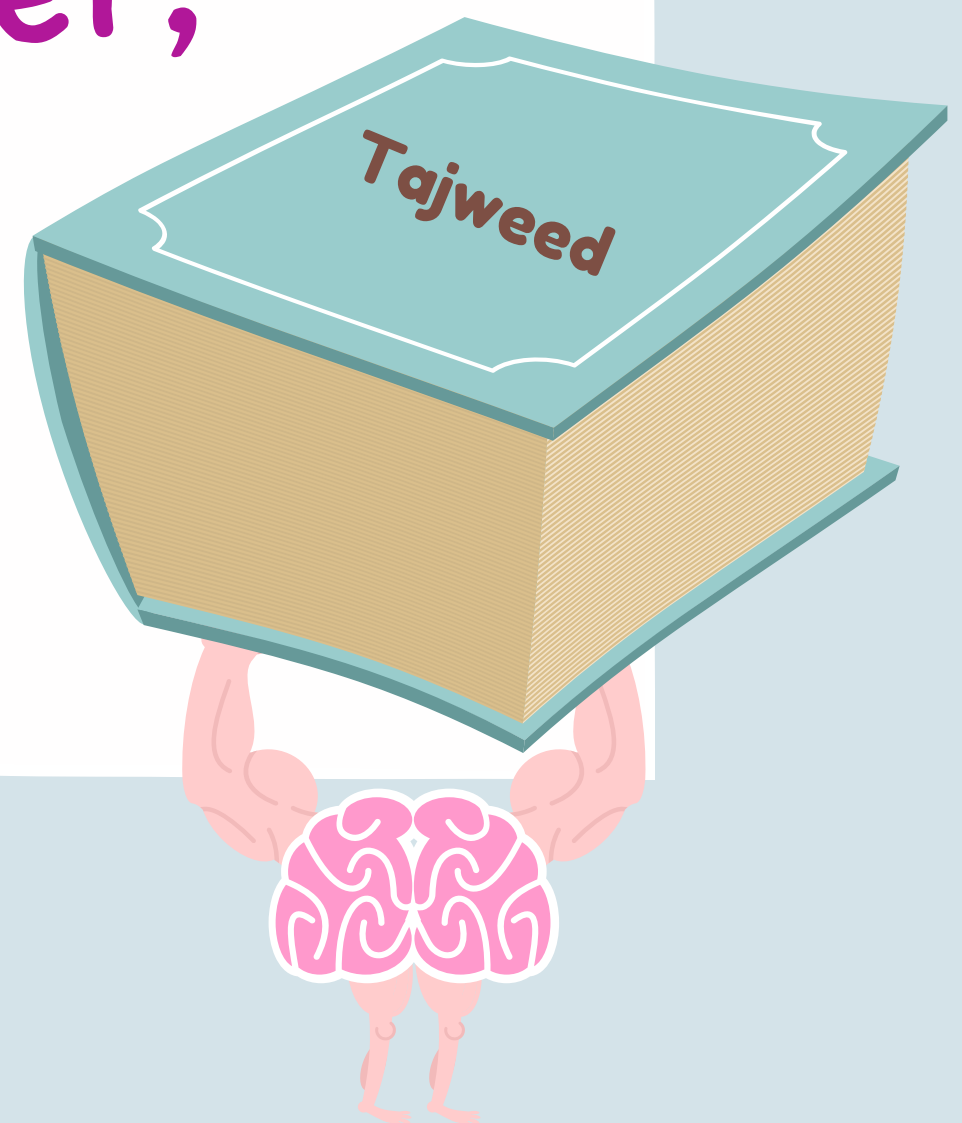
#3 Tajweed is not only about pronouncing the letters correctly, but it is also about knowing when to stop, when to pause, and when to emphasize certain words. It is also about ensuring that the words are pronounced with the correct intonation and stress

# TAJWEED



#4 Tajweed is not something that can be learned overnight. It takes time, effort and practice to master the art of tajweed.

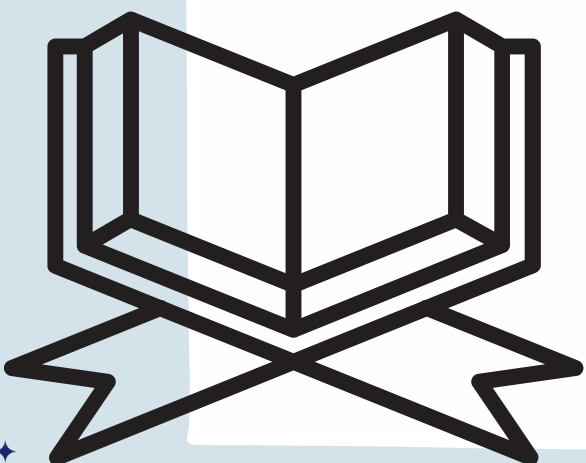
However, it is something that is well worth the investment as it will help us to properly recite the Quran, understand it better, and connect with Allah on a deeper level.



# WHY IS TAJWEEED IMPORTANT?

Tajweed is important because it is necessary in order to recite the Qur'an correctly.

The Qur'an is the Word of Allah, and as such, it is to be treated with the utmost respect. Tajweed is a very important part of Quran recitation.



“

note

Tajweed helps us to properly recite the Quran as it was revealed to the Prophet Muhammad (peace be upon him). When we recite the Quran with tajweed, we are following the Sunnah of the Prophet (peace be upon him) and thus, gaining closer to Allah






# Tajweed Sections

1.



articulation points of letters



characteristics of letters


3.



2.



Tajweed Rules



# 1- Articulation points of letters




## The Arabic alphabet

consists of 28 letters.

Each letter has a different articulation point in the mouth, and the sound of the letter is affected by the letters that surround it. In order to correctly recite the Quran, we must learn the articulation points of Arabic letters.

28

# 2- Tajweed Rules



**They are certain rules**

that must be followed when reading the Quran in order to recite the Quran correctly and connect with the Quran on a deeper level then you can feel the beauty and majesty of the words.


# 3- Characteristics of letters



## The Arabic Language

is unique in many ways,  
and one of the most  
distinctive features of its  
alphabet is that every  
letter has its own unique  
characteristics

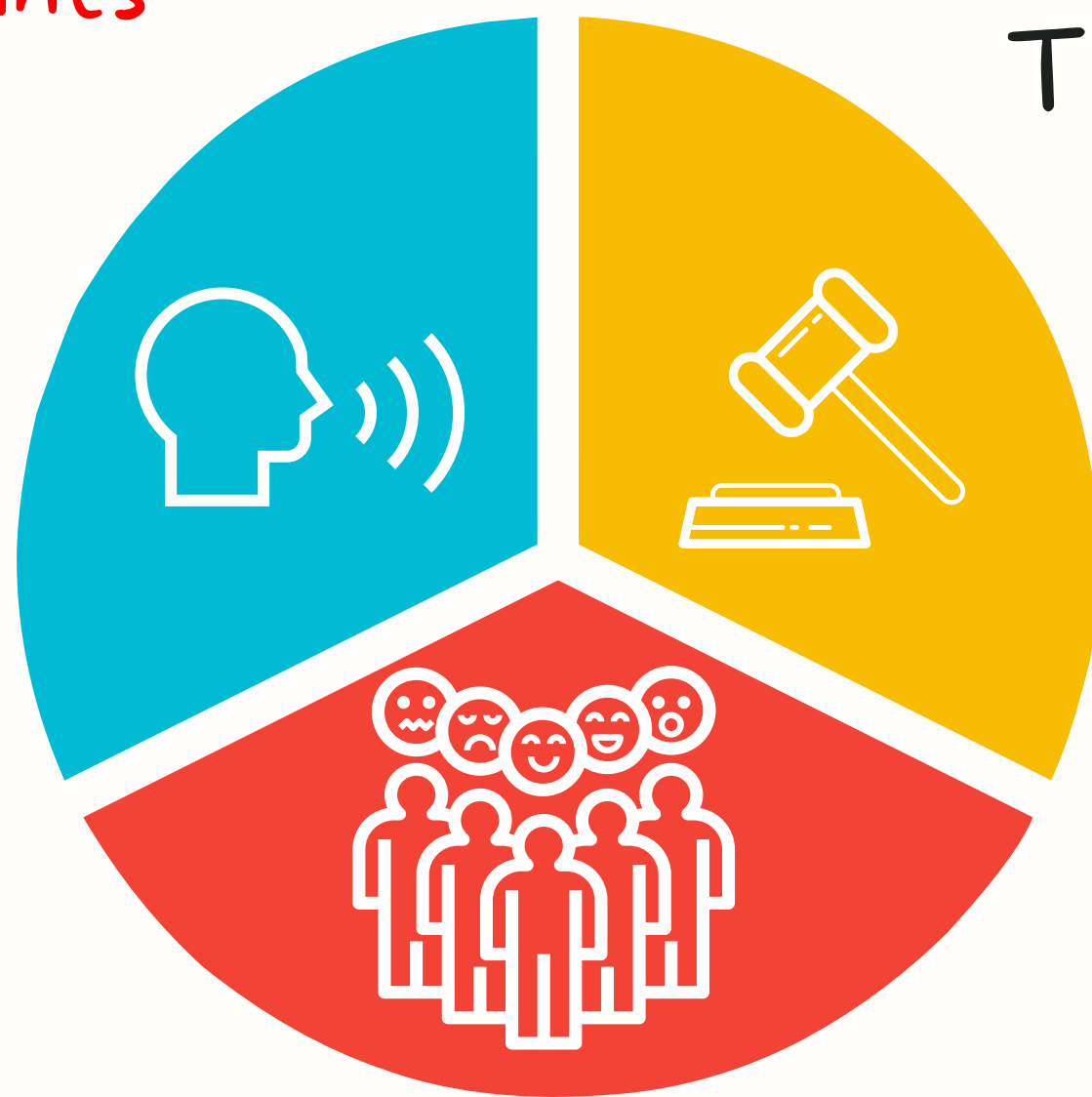

# UNIQUE




Now, let's start with a selected lesson from the first Tajweed Section:

# ARTICULATION POINTS OF LETTERS


Articulation points of letters




Tajweed Rules



Characteristics of letters



# THROAT LETTERS




The Arabic language has a beautiful, melodic sound that is music to the ears of those who understand it. There are 28 letters in the Arabic alphabet, and each one has a different sound. The throat letters are a special group of 6 letters that are pronounced with a throaty sound


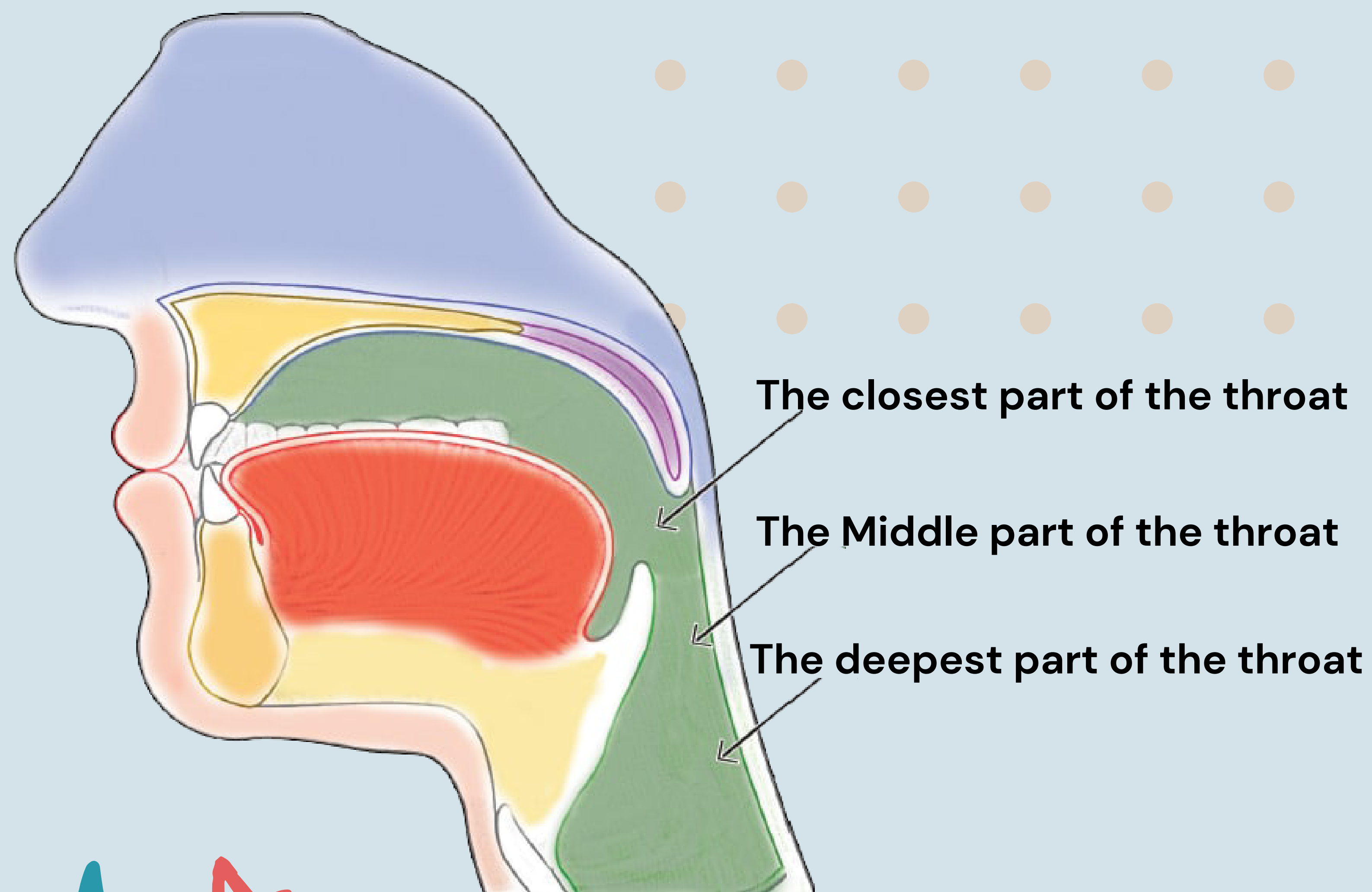


## NOTE

To produce the sound of a throat letter, you need to constrict your throat muscles. This can be a bit tricky at first, but with practice, you'll be able to do it correctly.



We can divide  
**THE THROAT**  
into 3 sections



# The deepest part of the throat

## همزة - هاء

- These letters are pronounced from the deepest part of the throat which is the furthest away from the mouth and the closest to the chest.
- The letter هاء , is pronounced by forming a small opening in the throat and then releasing the air with a sharp sound
- The letter همزة , is pronounced by forming a small opening in the throat and then releasing the air with a soft sound



همزة - هاء



IMPORTANT PRACTICING

REPEAT 10 TIMES

no  
ni

o  
a  
ni

# EXAMPLES:

1

الَّذِينَ  
الَّذِينَ

2

الْقَلْبِ  
الْقَلْبِ

3

السَّمَاءِ  
السَّمَاءِ

4

أَوْيِي  
أَوْيِي

5

بِنَاهَا  
بِنَاهَا

6

أَنْفُسِهِمْ  
أَنْفُسِهِمْ

7

ظَهَرَكَ  
ظَهَرَكَ

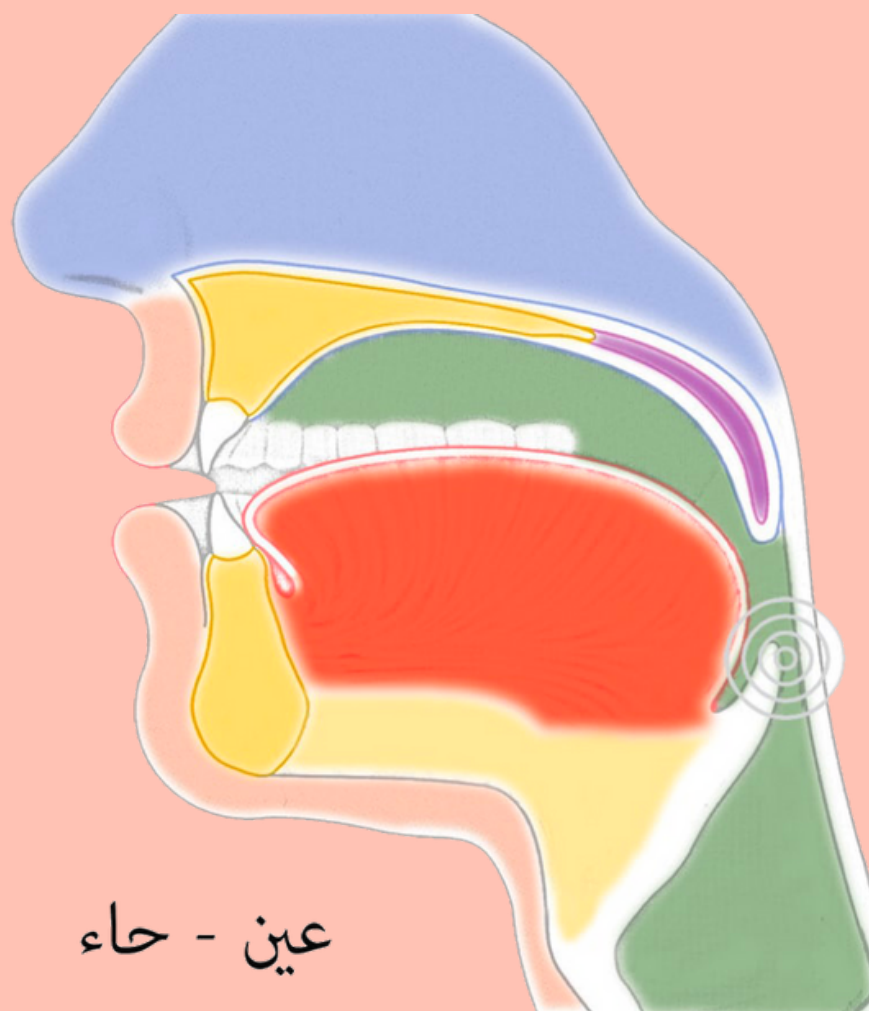
8

وَأَجْوِهِمِ  
وَأَجْوِهِمِ

# The Middle part of the throat

## عين - حاء

- These letters are pronounced from the middle part of the throat which lies half way in between the beginning and the end of the throat.
- The letter ع , is pronounced by constricting the throat and then releasing the air with a trilling sound
- The letter ح , is pronounced by constricting the throat and then releasing the air with a mellifluous smooth sound



IMPORTANT PRACTICING

REPEAT 10 TIMES

ع  
ر

ع  
ر

# EXAMPLES:

1

اعْمَلُوا

2

الْعَالَمِينَ

3

وَنَطِيعُ

4

أَعْدَتْ

5

يَحْمِلُونَ

6

حُوبًا

7

الْحَنِي

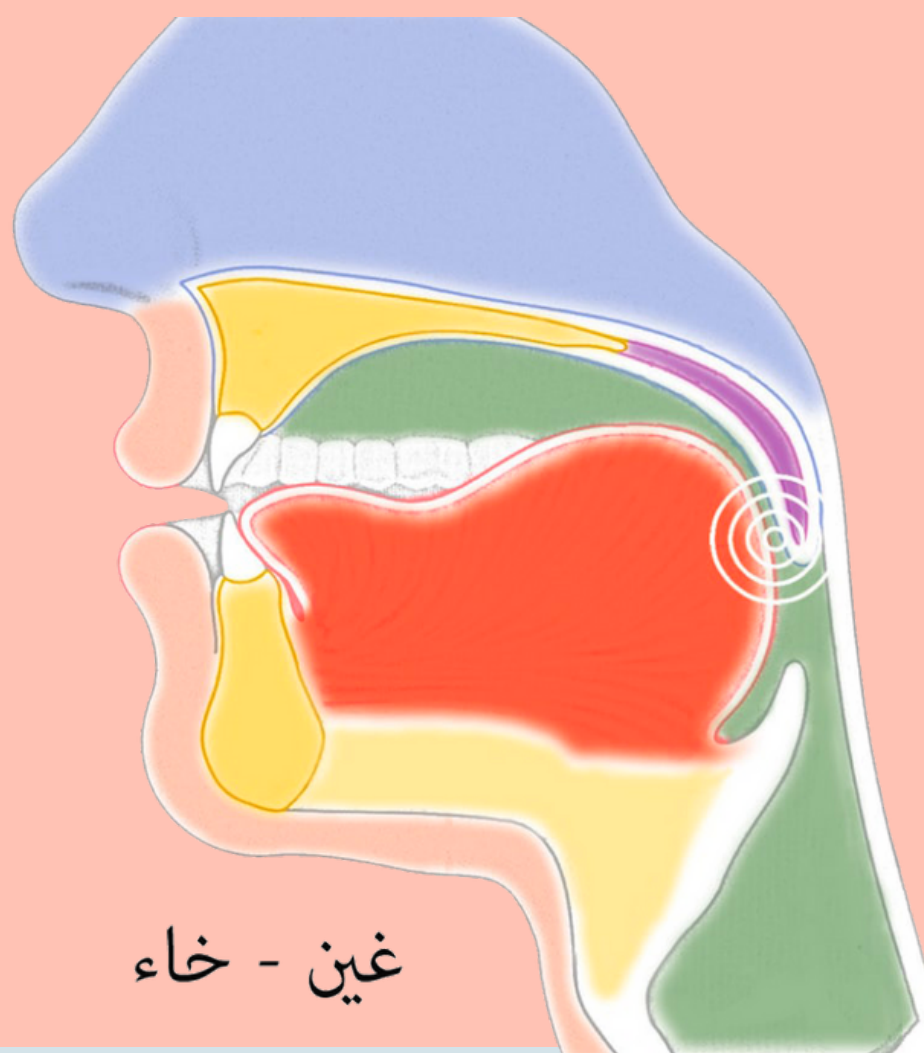
8

حِينَ

# The closest part of the throat

## غين - خاء

- These letters are pronounced from the closest part of the throat which is the beginning of the throat, or the closest to the mouth.
- The letter غ , is pronounced by constricting the throat and then releasing the air with a hissing sound
- The letter خ , is pronounced by constricting the throat and then releasing the air with a clamorous sound



غين - خاء

IMPORTANT PRACTICING

REPEAT 10 TIMES

رِيع

رِيع

# EXAMPLES:

1

فِرَاعٍ

2

يَعْسَى

3

يَزِيعٍ

4

يَيْعٍ

5

النَّخِيلِ

6

خَيْرٍ

7

أَخْبَارَهَا

8

تَخُطُّهُ



# HERE ARE SOME TIPS FOR PRODUCING THE SOUND OF THROAT LETTERS:

## 3 SIMPLE TIPS


Relax your throat muscles, this will help you produce the correct sound.



Take a deep breath and slowly release it, this will help you control the sound of your voice.

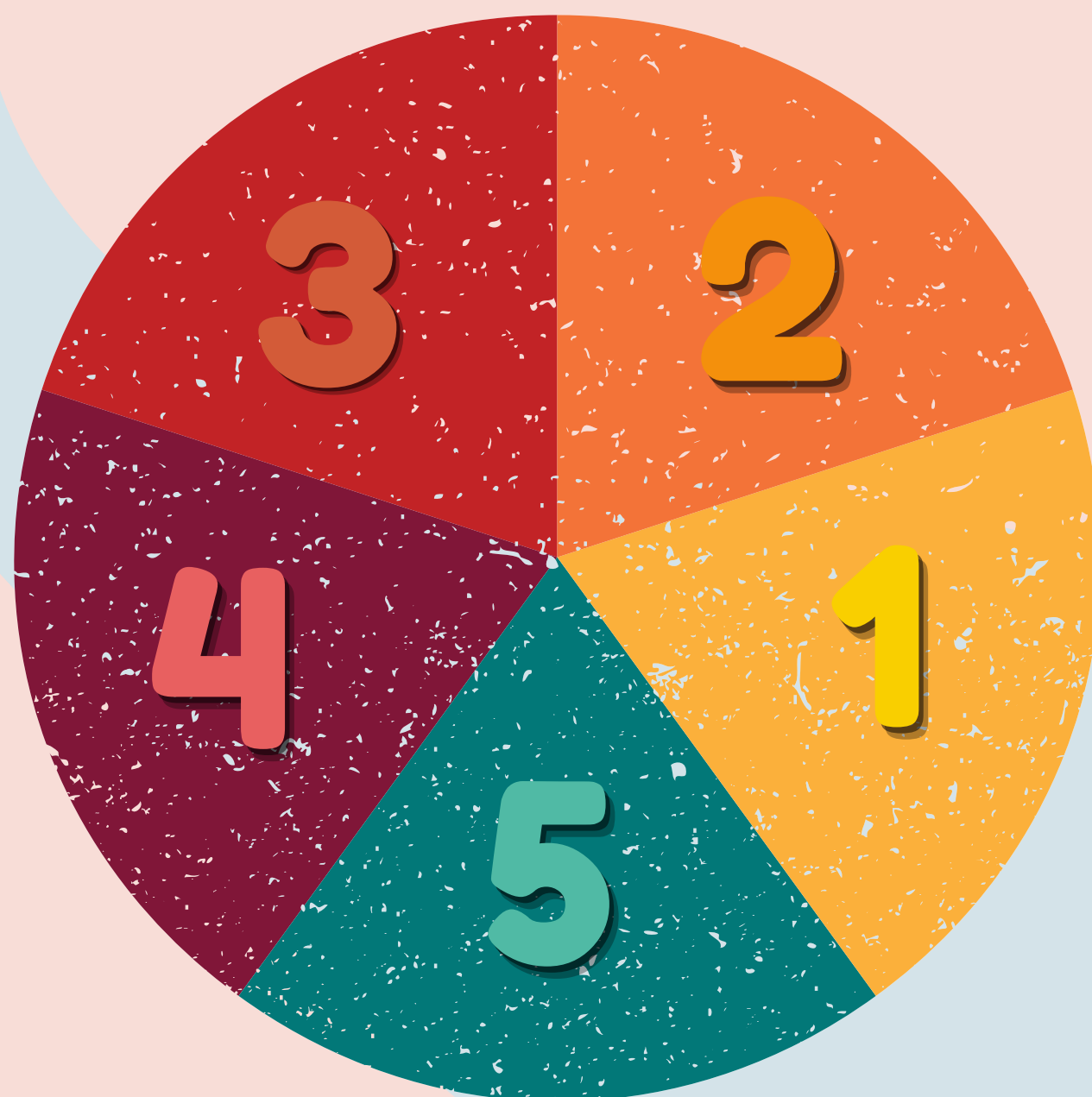


Practice, practice, practice! The more you practice, the better you'll become at producing the correct sound. Throat letters can be tricky to pronounce at first, but with practice, you'll be able to do it correctly. Just take your time and be patient.



# NOW LETS EVALUATE YOUR PPRONUNCIATION

Number	Color	Evaluation
1		POOR
2		FAIR
3		GOOD
4		EXCELLENT
5		NATIVE



# WE ARE PROUD OF ALL OF YOU

## 1 Poor

It's important to not get discouraged and to keep pushing yourself to improve.

## 2 Fair

your level is fair, you need to practice more to improve your skills.

## 3 Good

Be confident that with more concentration and dedication, you will be able to pronounce them perfectly.

## 4 Excellent

we are extremely proud of you. You have worked hard to get where you are today.

## 5 Native


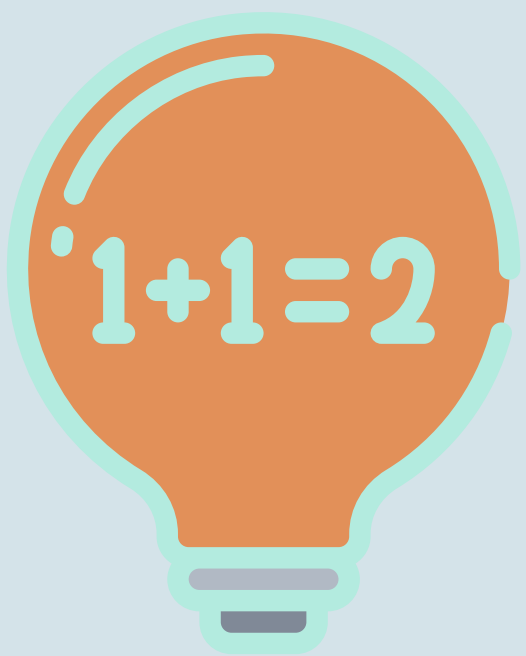

You sound like you could be from any Arab country, We know you'll continue to amaze us with your excellent Arabic pronunciation.

It's  
**OKAY**  
to take a  
**BREAK**

*@Itqan academy*

# GUESS THE NUMBER!

you can do it.



# Hadith

The Prophet

(ﷺ)

said

"It is also charity to  
utter a good word."


[Al- Bukhari and Muslim]



# Back to Tajweed

work hard, be kind and  
amazing things will happen








Now, let's start with some selected lessons from the Second Tajweed Section:

# TAJWEED RULES


Articulation points  
of letters



Tajweed Rules



Characteristics of letters





# SEEKING REFUGE.

أَعُوذُ بِاللَّهِ مِنَ الشَّيْطَانِ الرَّجِيمِ

I seek refuge in Allah from  
the accursed satan





**Why is Seeking Refuge  
required?** 🙋




**because Allah in the Quran  
said:** 📵

"فَإِذَا قَرَأْتَ الْقُرْآنَ فَاسْتَعِذْ بِاللَّهِ مِنَ  
الشَّيْطَانِ الرَّجِيمِ"

"And when you read the Quran  
seek refuge with Allah from  
the rejected Satan"

**Ok.. Thank you** 🙏



## Silently

1.

If the reader is reading alone



If one is about to pray

2.

3.

If the reading is done by turns, except the first reader everybody else does it silently



## Loudly

1.

If the reader reads the Quran loudly and others are present who will be able to hear the recitation



If the reading is done by turns, The first reader reads it loudly.

2.




# NOTES

If the reading is cut off by coughing, sneezing, or by talk referring to the reading or meaning of the verses, then there is no need for repeating the seeking refuge.



If the reading is cut off by work or normal conversation,.....etc. then the seeking refuge should be repeated before beginning to read the Quran again.



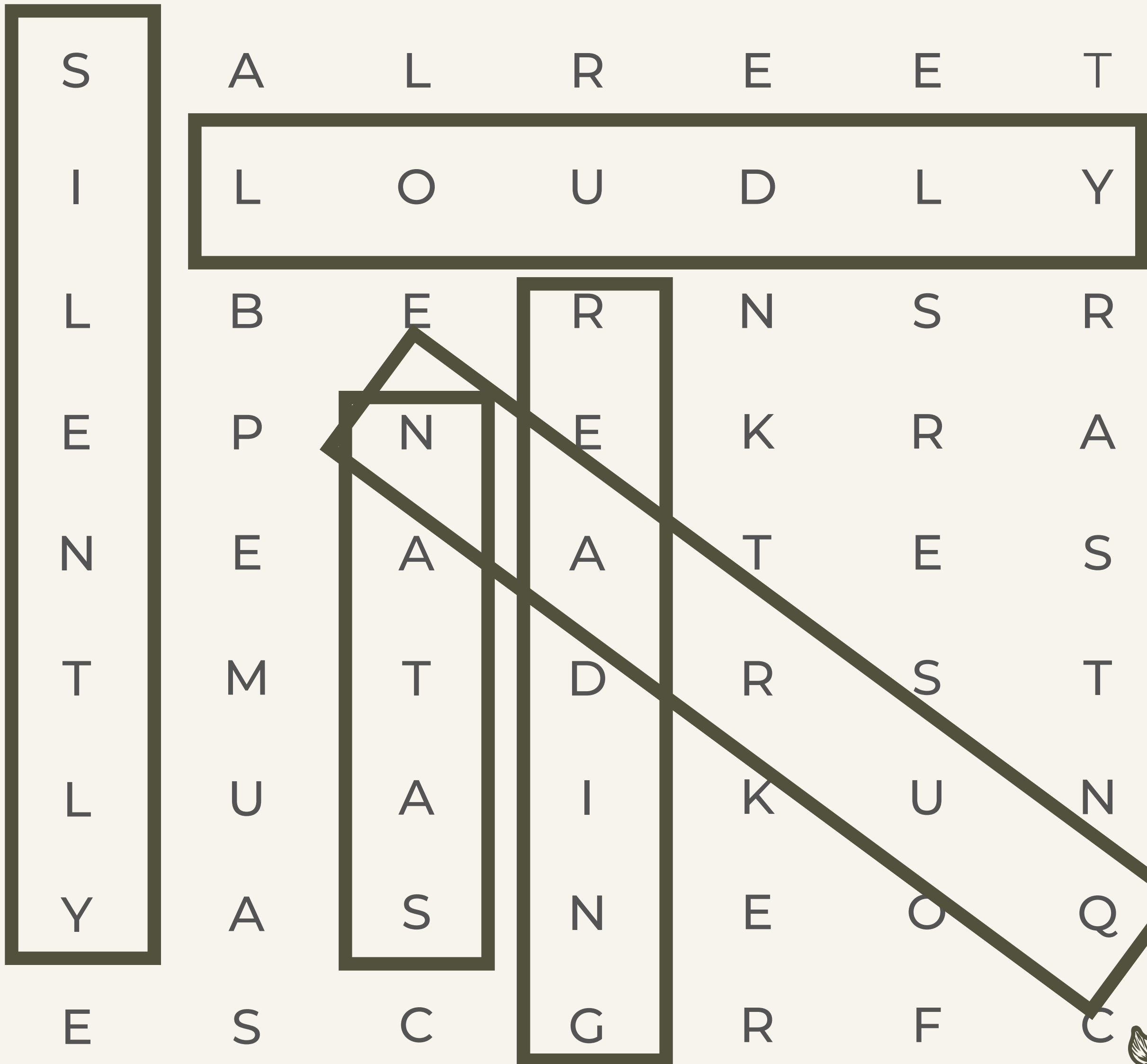
# Quiz Time

S	A	L	R	E	E	T
I	L	O	U	D	L	Y
L	B	E	R	N	S	R
E	P	N	E	K	R	A
N	E	A	A	T	E	S
T	M	T	D	R	S	T
L	U	A	I	K	U	N
Y	A	S	N	E	O	Q
E	S	C	G	R	F	C

FIND 5 WORDS ABOUT

## SEEKING REFUGE

# Answer



HOW MANY WORDS


DID YOU GET?

# SAYING BASMALAH

بِسْمِ اللَّهِ الرَّحْمَنِ الرَّحِيمِ

In the Name of Allah the  
Most Beneficent & Most  
Merciful

بِسْمِ اللَّهِ  
الرَّحْمَنِ  
الرَّحِيمِ






# MANNERS OF SAYING BASMALAH


1.

It is necessary to read it before the beginning of every surah of the Qur'an with the exception of "At-Tawbah" as this surah was revealed to cancel the peace treaty.



2.

If you start from the middle of any Sura, you have the choice to say the Basmalah or not.



**THE ONLY SURAH  
THAT DOES NOT  
HAVE BASMALLAH?**



■ T ■ - ■ ■ ■ W ■ ■ ■ H

@Itqanacademy

It's  
**OKAY**  
to take a  
**BREAK**

*@Itqan academy*



What is the shortest Surah  
in the Quran?

A. AL-IKHLAS

B. AL-ASR

C. AL-KAWHTHAR

D. AL-MASAD



## Hadith

The Prophet

(ﷺ)

said

"No one of you becomes a true believer until he likes for his brother what he likes for himself."

[Al- Bukhari and Muslim]



# Back to Tajweed



Mistakes are meant to be made.  
It's what you do different the  
next time that matters !



In terms of writing style

there are 3 Types of letters

1.

Vowel letters



2.

Sakin letters



3.

Mushaddad letters



# MATCH

ضُ

Vowel

ضُ ضِ ضٍ

Mushaddad

ضّ

Sakin



# Meem and Noon Mushaddad



- Remember how we talked about the three types of letters in terms of writing style?
- Today we're going to focus on just one of those types.  
The Mushaddad letters.
- specifically, we're going to talk about the letters Noon and Meem.





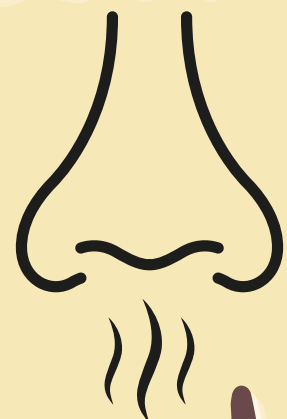




## Trust me

once you understand how these letters work, you'll be able to recite the holy Quran more easily and fluently.





- When the letter **مّ** and **نّ** have a Shaddah then it will be recited with Ghunnah (nasalization).
- Nasalization: It's a nice sound that comes out of the nose. 
- The length of nasalization should not be more than two Harakah (two counts). 
- How can I do the Ghunnah? You should press on the letter noon or the letter meem for 2 seconds. 

# EXAMPLES:

1

مَآءٌ

2

مَآءٌ

3

مَآءٌ

4

مَآءٌ

5

مَآءٌ

6

مَآءٌ

7

مَآءٌ

8

مَآءٌ

# EXAMPLES:

1

النِّسَاءِ

2

عَلَيْهِنَّ

3

أُمَّهَاتِكُمْ

4

فَتِيْمُوا

5

نَعْمًا

6

جَهَنَّمَ

7

كُنَّا

8

مُتَعَمِّدًا

# EXAMPLES:

1

وَالكَيْمِ

2

وَالنَّطِيحَةِ

3

لَعَنَاهُمْ

4

وَالْأَمِينِ

5

سَمَاعُونَ

6

فَكَانَمَا

7

فَلَمَّا

8

النَّبِيِّ



# NOW IT'S TIME FOR PRACTICING



## سُورَةُ النَّاسِ

بِسْمِ اللَّهِ الرَّحْمَنِ الرَّحِيمِ

قُلْ أَعُوذُ بِرَبِّ النَّاسِ ﴿١﴾ مَلِكِ النَّاسِ ﴿٢﴾ إِلَهِ  
النَّاسِ ﴿٣﴾ مِنْ شَرِّ الْوَسْوَاسِ الْخَنَّاسِ ﴿٤﴾ الَّذِي  
يُوسَّوِسُ فِي صُدُورِ النَّاسِ ﴿٥﴾  
مِنَ الْجِنَّةِ وَالنَّاسِ ﴿٦﴾

## سُورَةُ التَّكْوِيْنِ

بِسْمِ اللَّهِ الرَّحْمَنِ الرَّحِيمِ

الْهَنَكِ التَّكْوِيْنِ ﴿١﴾ حَتَّى زُرْتُمُ الْمَقَابِرَ ﴿٢﴾ كَلَّا سَوْفَ  
تَعْلَمُونَ ﴿٣﴾ ثُمَّ كَلَّا سَوْفَ تَعْلَمُونَ ﴿٤﴾ كَلَّا لَوْ تَعْلَمُونَ  
عِلْمَ الْيَقِيْنِ ﴿٥﴾ لَتَرَوُنَّ الْجَحِيْمَ ﴿٦﴾ ثُمَّ لَتَرَوُنَّهَا  
عَيْنَ الْيَقِيْنِ ﴿٧﴾ ثُمَّ لَتَسْأَلُنَّ يَوْمَئِذٍ عَنِ النَّعِيْمِ ﴿٨﴾

# Hadith

The Prophet

(ﷺ)

said

"He who does not memorize any part from the Qur'an he is like the ruined house."

[At-Tirmidhi]




# Back to Tajweed


Don't make excuses, make it happen.  
You're capable of overcoming any  
obstacle life




# Types of **Sukoon**



**The Original  
Sukoon**



**The Non-Original  
Sukoon**

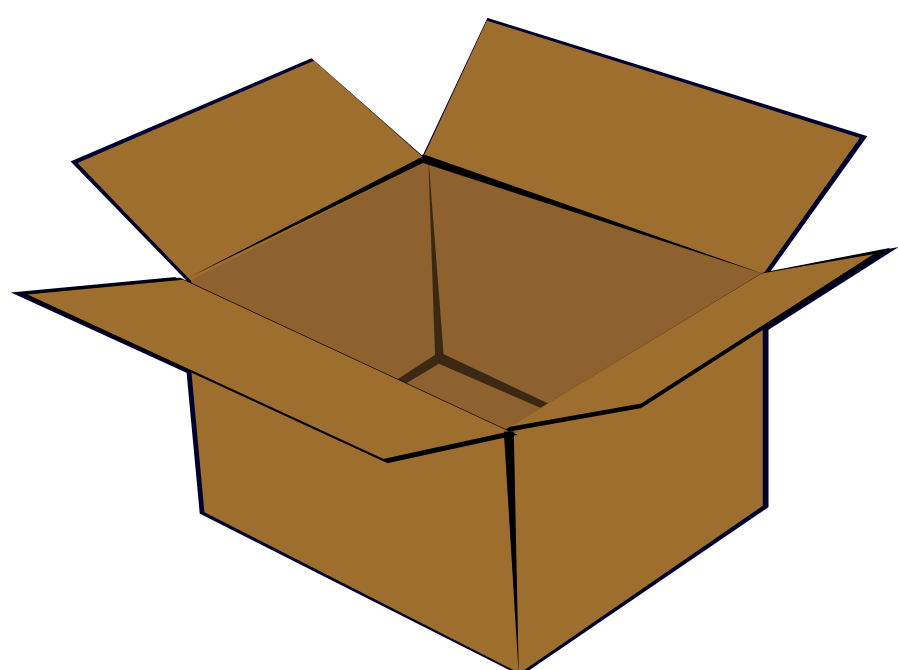


# First: The Original Sukoon

You will find the letter with the  
Sukoon sign or you will find it  
empty without any signs

س

سُ



## Examples:

تُنَلَى

بِسْمِ

دُنْيَا

جِيئَتْ

سُوءٌ

مِنْكُمْ

جَاءَ

أَيْمٍ

## Second: **The Non-Original Sukoon**

**This Sukoon happens to the vowel letter at the end of the word if you would only stop at it.**





## Examples:

الْعَالَمِينَ

=

الْعَالَمِينَ

الرَّحِيمَ

=

الرَّحِيمِ

الدِّينِ

=

الدِّينِ

الْمُسْتَقِيمَ

=

الْمُسْتَقِيمَ

# Lets **Practice**

**Recite Surat Al-Fatihah and  
find out the Original and  
non-original letters**



## سُورَةُ الْفَاتِحَةِ

بِسْمِ اللَّهِ الرَّحْمَنِ الرَّحِيمِ ١

الْحَمْدُ لِلَّهِ رَبِّ الْعَالَمِينَ ٢

الرَّحْمَنِ الرَّحِيمِ ٣ مَلِكِ يَوْمِ الدِّينِ ٤

إِيَّاكَ نَعْبُدُ وَإِيَّاكَ نَسْتَعِينُ ٥ أَهْدِنَا

الصِّرَاطَ الْمُسْتَقِيمَ ٦ صِرَاطَ الَّذِينَ أَنْعَمْتَ

عَلَيْهِمْ غَيْرِ الْمَغْضُوبِ عَلَيْهِمْ

وَلَا الضَّالِّينَ ٧

It's  
**OKAY**  
to take a  
**BREAK**

*@Itqan academy*

# Break Time

What's always in  
front of you but  
can't be seen?

F

E

Itqan academy

# Hadith

The Prophet

(ﷺ)


said

"He who does not memorize any part from the Qur'an he is like the ruined house."

[At-Tirmidhi]



# Back to Tajweed



Some people look for a beautiful place,  
others make the place beautiful

Now, let's start with some selected lessons from the third Tajweed Section:


# CHARACTERISTICS OF LETTERS

Articulation points of letters

Tajweed Rules



Characteristics of letters






# Al Qalqala (the resonance)

In the Arabic language, the word “Qalqala” means restlessness.



There are letters in the Arabic alphabet that, when bearing an original or non-original sukoon, undergo al Qalqala, a strong bounce of the letter.



# Al Qalqala (the resonance)

This Qalqala allows the one who listens to us to distinguish the letter well and to hear it clearly.




This rule is applied by making the letter of a sound caused by its emission resonate, without a vowel, at its point of articulation by the vocal cords, for the following 5

letters: **قُطْبُ جَدُّ**



**Technically, Sakin letters should be uttered resounding, until a frank resonance is obtained**



**There are 3 types of Qalqala**

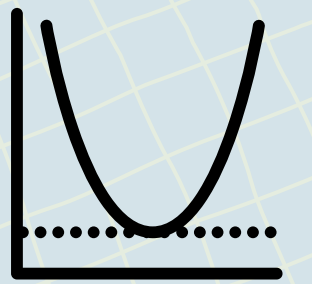
**The great Qalqala**

**The small Qalqala**

**The average Qalqala**

# The small Qalqala

- It occurs when one of the resonating letters is found unvoiced within a word.



The degree of vibration is minimum.

EXAMPLE

لَقَدْ خَلَقْنَا الْإِنْسَانَ فِي أَحْسَنِ تَقْوِيمٍ

- Or at the end of a word but in conjunction with the next word



EXAMPLE

لَمْ يَلِدْ وَلَمْ يُولَدْ

# Note

It happens only with the original  
Sukoon



# The average Qalqala

- It occurs when resonating letters are found unvoiced at the end of a word during a pause or stop.
- The resonance of this letter will then be more important. The degree of vibration is medium.

## EXAMPLE

قُلْ هُوَ اللَّهُ أَحَدٌ

# Note

It happens whether the Sukoon is original or non-original



# The great Qalqala

- It occurs when the resonating letter is at the end of a word at a pause or a stop, and it is mushadid with a shadda.
- The letter is then recited with a strong resonance with the shadda. The degree of vibration is then maximum.

## EXAMPLE

تَبَّتْ يَدَا أَبِي لَهَبٍ وَتَبَّ



# Note

It happens only with  
the non-original Sukoon





## Why should we do Qalqalah?

Itqan  
Quran

If we attempt to say one of these five qalqalah letters with a sukoon, we would find that the articulation point closes completely. This is due to imprisonment of the sound behind the articulation point.

So, we can't hear any sound coming out. However, when these same five letters have vowels, we do not find any difficulty in pronouncing them.

Due to the difficulty in pronouncing these five letters when (saakinah), we should do the Qalqalah to make it easier to be pronounced and clearer to be heard.



## EXERCISE 1

Read every word 2 times, the first one without Qalqalah and the second one with Qalqalah.

1

وَخَلَقْنَا

2

وَخَلَقْنَا

1

نُطْفَةٍ

2

نُطْفَةٍ

# EXERCISE 1

1

يُبْصِرُونَ

2

يُبْصِرُونَ

1

تَجْرِي

2

تَجْرِي

1

لَقَدْ

2

لَقَدْ

## EXERCISE 2

Read the following verses and  
extract from each of them the  
Qalqalah

إِنَّا جَعَلْنَا فِي أَعْنَاقِهِمْ أَغْلَالًا فَهِيَ إِلَى  
الْأَذْقَانِ فَهُمْ مُقْمَحُونَ

قَالَ الَّذِينَ كَفَرُوا لِلَّذِينَ آمَنُوا أَنْطَعِمُ  
مَنْ لَوْ يَشَاءُ اللَّهُ أَنْطَعِمَهُ إِنْ أَنْتُمْ إِلَّا  
فِي ضَلَالٍ مُّبِينٍ

أَوَلَمْ يَرَ الْإِنْسَانُ أَنَّا خَلَقْنَاهُ مِنْ نُطْفَةٍ  
فَإِذَا هُوَ خَصِيمٌ مُبِينٌ

إِذْ قَالَتِ امْرَأَةٌ عِمْرَانَ رَبِّ إِنِّي نَذَرْتُ لَكَ  
مَا فِي بَطْنِي مُحَرَّرًا فَتَقَبَّلْ مِنِّي إِنَّكَ  
أَنْتَ السَّمِيعُ الْعَلِيمُ

وَجَعَلْنَا مِنْ بَيْنِ أَيْدِيهِمْ سَدًّا وَمِنْ  
خَلْفِهِمْ سَدًّا فَأَغْشَيْنَاهُمْ فَهُمْ لَا  
يُبْصِرُونَ

وَاضْرِبْ لَهُم مَّثَلًا أَصْحَابَ الْقَرْيَةِ إِذْ  
جَاءَهَا الْمُرْسَلُونَ

سُبْحَانَ الَّذِي خَلَقَ الْأَزْوَاجَ كُلَّهَا مِمَّا  
تُنْبِتُ الْأَرْضُ وَمِنْ أَنْفُسِهِمْ وَمِمَّا لَا  
يَعْلَمُونَ

رَبَّنَا لَا تُزِغْ قُلُوبَنَا بَعْدَ إِذْ هَدَيْتَنَا وَهَبْ  
لَنَا مِنْ لَدُنْكَ رَحْمَةً إِنَّكَ أَنْتَ الْوَهَّابُ

إِنَّمَا تُنذِرُ مَنِ اتَّبَعَ الذِّكْرَ وَخَشِيَ  
الرَّحْمَنَ بِالْغَيْبِ فَبَشِّرْهُ بِمَغْفِرَةٍ  
وَأَجْرٍ كَرِيمٍ

وَآيَةٌ لَهُمُ الْأَرْضُ الْمَيْتَةُ أَحْيَيْنَاهَا  
وَأَخْرَجْنَا مِنْهَا حَبًّا فَمِنْهُ يَأْكُلُونَ

وَالشَّمْسُ تَجْرِي لِمُسْتَقَرٍّ لَهَا ذَلِكَ  
تَقْدِيرُ الْعَزِيزِ الْعَلِيمِ

لَقَدْ حَقَّ الْقَوْلُ عَلَىٰ أَكْثَرِهِمْ فَهُمْ لَا  
يُؤْمِنُونَ

أَتَتَّخِذُ مِنْ دُونِهِ آلِهَةً إِن يُرَدَّنِ الرَّحْمَنُ  
بِضُرٍّ لَّا تُغْنِي عَنِّي شَفَاعَتُهُمْ شَيْئًا وَلَا  
يُنقِذُونِ

قِيلَ ادْخُلِ الْجَنَّةَ قَالَ يَا لَيْتَ قَوْمِي  
يَعْلَمُونَ

قَالَ الْخَوَارِئِيُّونَ نَحْنُ أَنْصَارُ اللَّهِ آمَنَّا  
بِاللَّهِ وَاشْهَدُ بِأَنَّا مُسْلِمُونَ





## EXERCISE 3

Read the following verses and  
find out the Type of every  
Qalqalah

قَدْ مَكَرَ الَّذِينَ مِنْ قَبْلِهِمْ فَأَتَى اللَّهُ  
بُنْيَانَهُمْ مِنَ الْقَوَاعِدِ فَخَرَّ عَلَيْهِمُ  
السَّقْفُ مِنْ فَوْقِهِمْ وَأَتَاهُمُ الْعَذَابُ  
مِنْ حَيْثُ لَا يَشْعُرُونَ

وَلَمْ نَكُ نَطْعِمُ الْمِسْكِينَ

وَلَقَدْ نَعْلَمُ أَنَّكَ يَضِيقُ صَدْرُكَ بِمَا  
يَقُولُونَ

مَنْ ذَا الَّذِي يُقْرِضُ اللَّهَ قَرْضًا حَسَنًا  
فِيضَاعِفَهُ لَهُ وَلَهُ أَجْرٌ كَرِيمٌ

أَلَمْ يَأْنِ لِلَّذِينَ آمَنُوا أَنْ تَخْشَعَ  
قُلُوبُهُمْ لِذِكْرِ اللَّهِ وَمَا نَزَلَ مِنَ الْحَقِّ

وَلَمْ نَكُ نَطْعِمُ الْمِسْكِينَ

الَّذِينَ يَبْخُلُونَ وَيَأْمُرُونَ النَّاسَ بِالْبُخْلِ  
وَمَنْ يَتَوَلَّ فَإِنَّ اللَّهَ هُوَ الْغَنِيُّ الْحَمِيدُ

فَمَنْ لَمْ يَجِدْ فَصِيَامُ شَهْرَيْنِ  
مُتَتَابِعَيْنِ مِنْ قَبْلِ أَنْ يَتَمَاسَّا فَمَنْ  
لَمْ يَسْتَطِعْ فَاِطْعَامُ سِتِّينَ مِسْكِينًا

فَلَا تَتَنَاجَوْا بِالْإِثْمِ وَالْعُدْوَانِ  
وَمَعْصِيَةِ الرَّسُولِ وَتَنَاجَوْا بِالْبِرِّ  
وَالتَّقْوَى

إِنَّا خَلَقْنَا الْإِنْسَانَ مِنْ نُطْفَةٍ

فَلَا رَفْثَ وَلَا فُسُوقَ وَلَا جِدَالَ فِي  
الْحَجِّ

وَأَتَفَتِ السَّاقُ بِالسَّاقِ

وَأُنَبَّتْنَا فِيهَا مِنْ كُلِّ زَوْجٍ بَهِيجٍ

وَجَاءَتْ سَكْرَةُ الْمَوْتِ بِالْحَقِّ

وَنَحْنُ أَقْرَبُ إِلَيْهِ

ذَلِكَ يَوْمُ الْوَعِيدِ

إِنَّا مُرْسِلُو النَّاقَةِ فِتْنَةً لَهُمْ  
فَارْتَقِبْهُمْ وَاصْطَبِرْ

فِي مَقْعَدِ صِدْقٍ عِنْدَ مَلِيكٍ مُّقْتَدِرٍ

فَلَا أُقْسِمُ بِمَوَاقِعِ النُّجُومِ

# Note

The Arabic language is full of secrets and knowledge, and each letter is like a mountain of information. By learning the letters of the Qalqalah, we can unlock the true greatness and accuracy of this language

Heavy & light

Letters



# Heavy and light letters


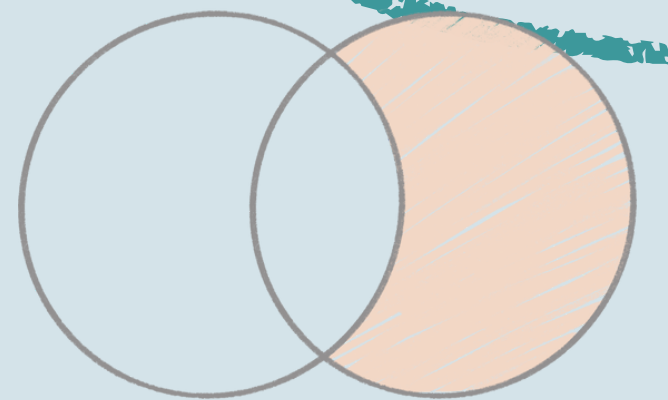
## WHEN IT COMES TO THE ARABIC LANGUAGE

there are two types of letters: heavy and light.

The heavy letters are those that are pronounced with a lot of force, while the light letters are pronounced with less force.

## ONE OF THE THINGS THAT MAKES ARABIC SO UNIQUE

is that the order of the letters in a word can change based on their heaviness. For example, the word ' (salam) is written as ' **سَلَام** ', but if we were to add a heavy letter to the beginning, it would become ' **صَلَام** '.







**Why we call them heavy in the Arabic language? 🤔 ✓**

**Itqan  
Quran**

**We are not talking about the physical weight of the paper or ink. We are talking about the linguistic weight of certain words and letters. In the Arabic language, some letters are "heavy" while others are "light" This is an important part of the tajweed. The word tajweed literally means "to make well" or "to improve." and this lesson will help you to improve your Arabic pronunciation. 😊**

**There are certain rules that govern how heavy and light letters should be pronounced.  
For example, a heavy letter should be given more emphasis than a light letter. 💪**

# Heavy letters

WE HAVE ONLY  
7 HEAVY LETTERS

حُصْنٌ ضَغَطٌ قِظٌ

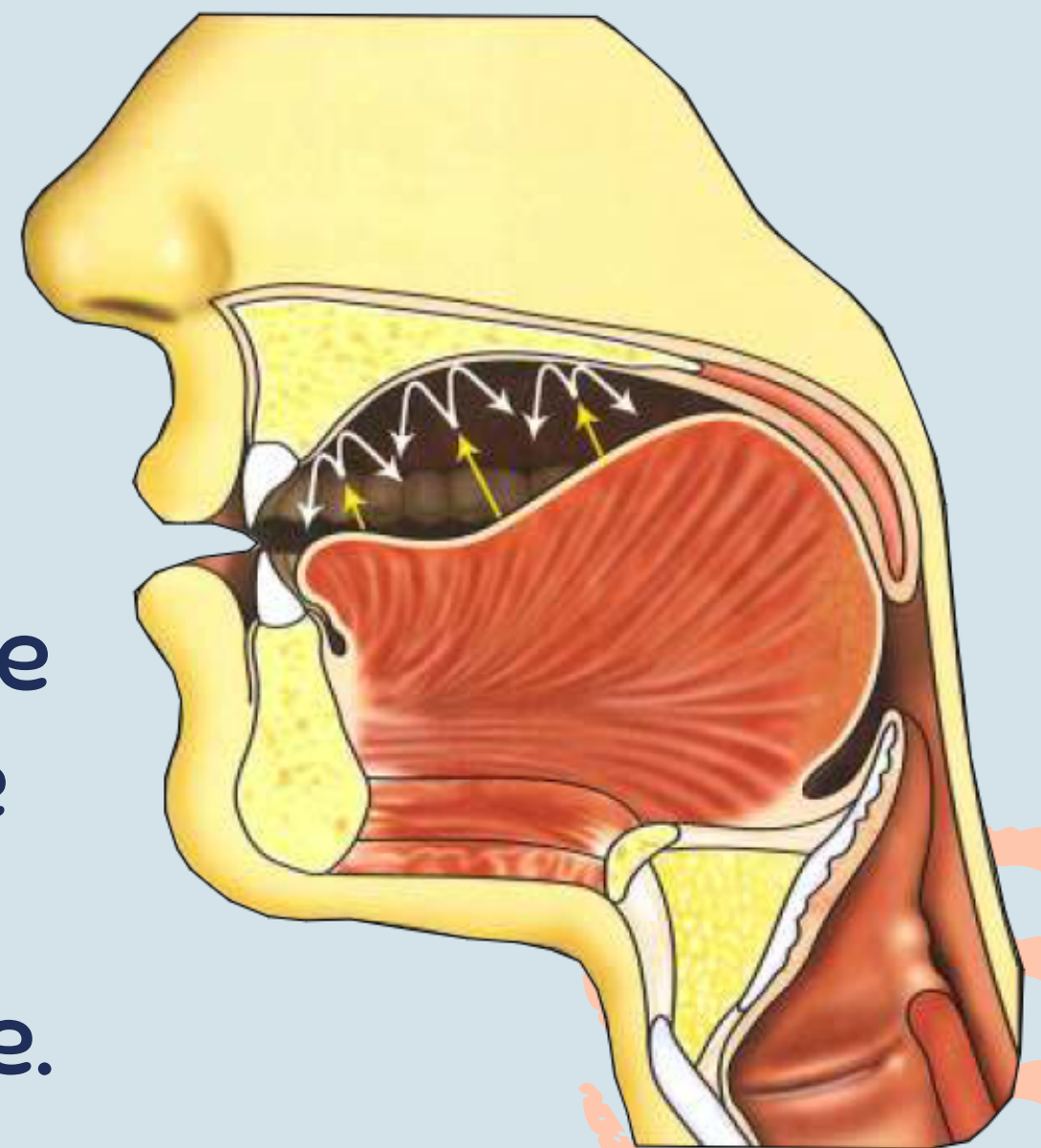
METHOD OF  
PRONUNCIATION

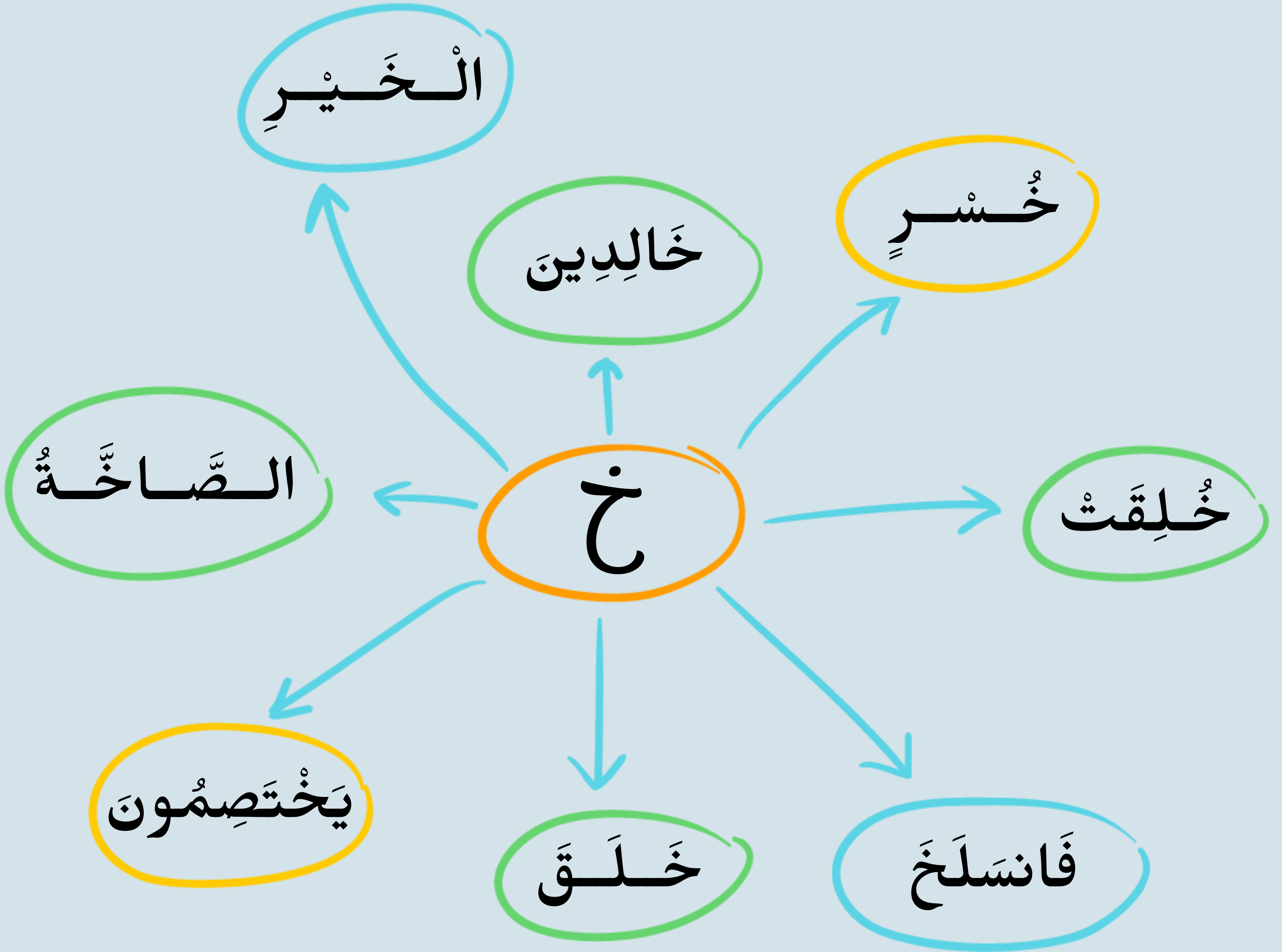


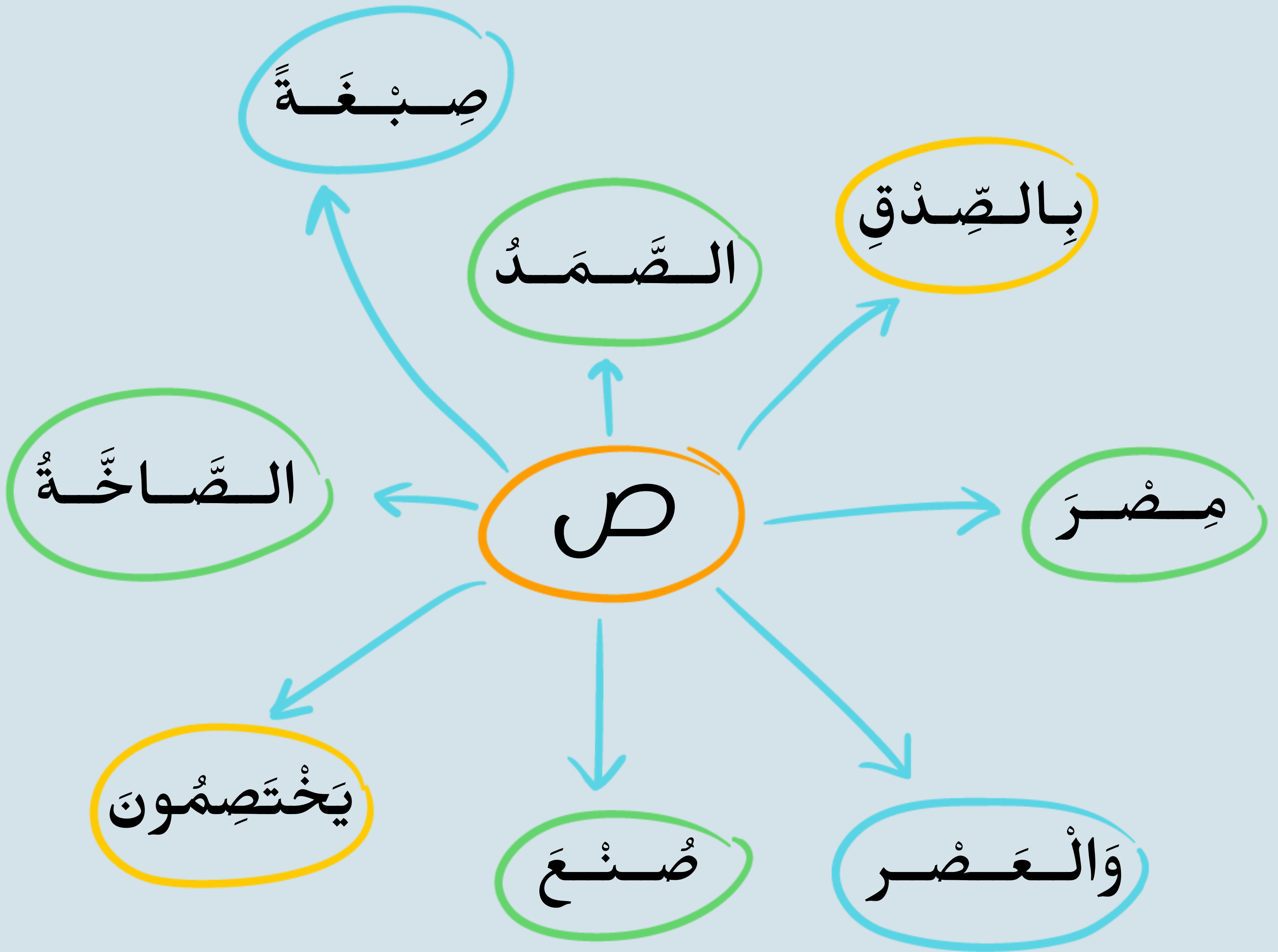
The reciter should raise the back of the tongue when pronouncing these letters. A heavy letter should be given more emphasis than a light letter

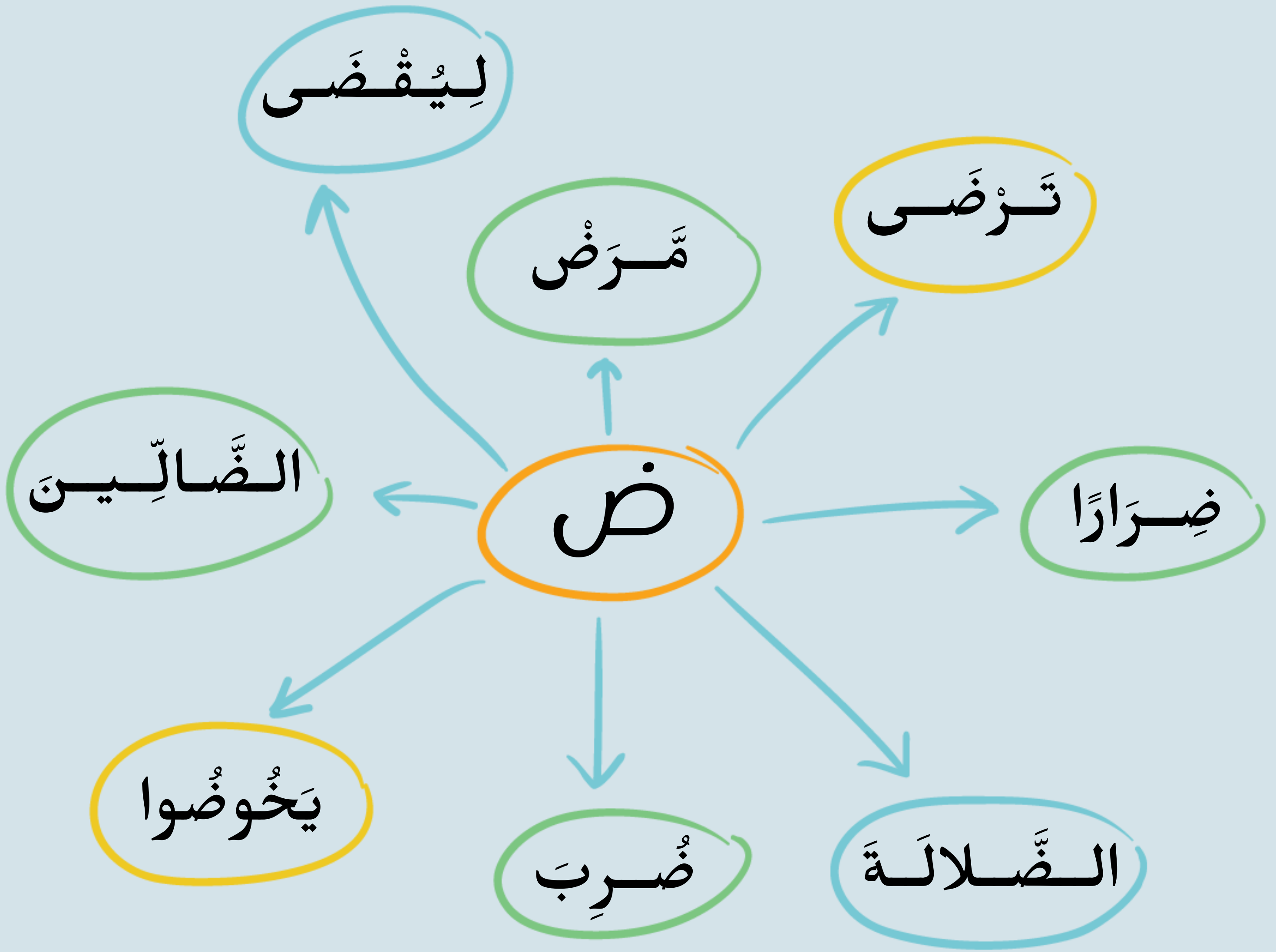
TO PRODUCE THE  
HEAVY SOUND

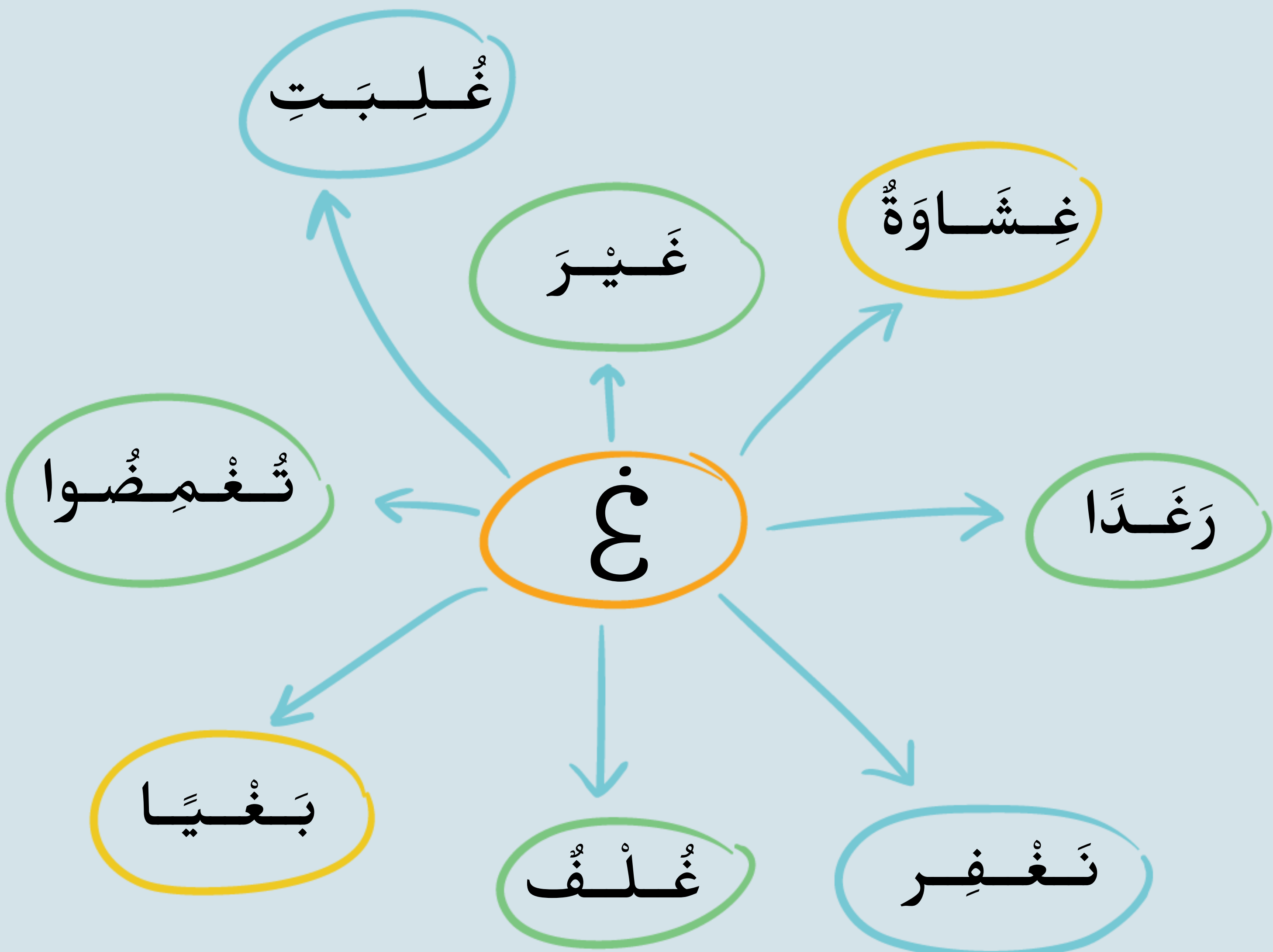
you need to narrow the throat and ascend the sound of the letter to the dome of the palate.

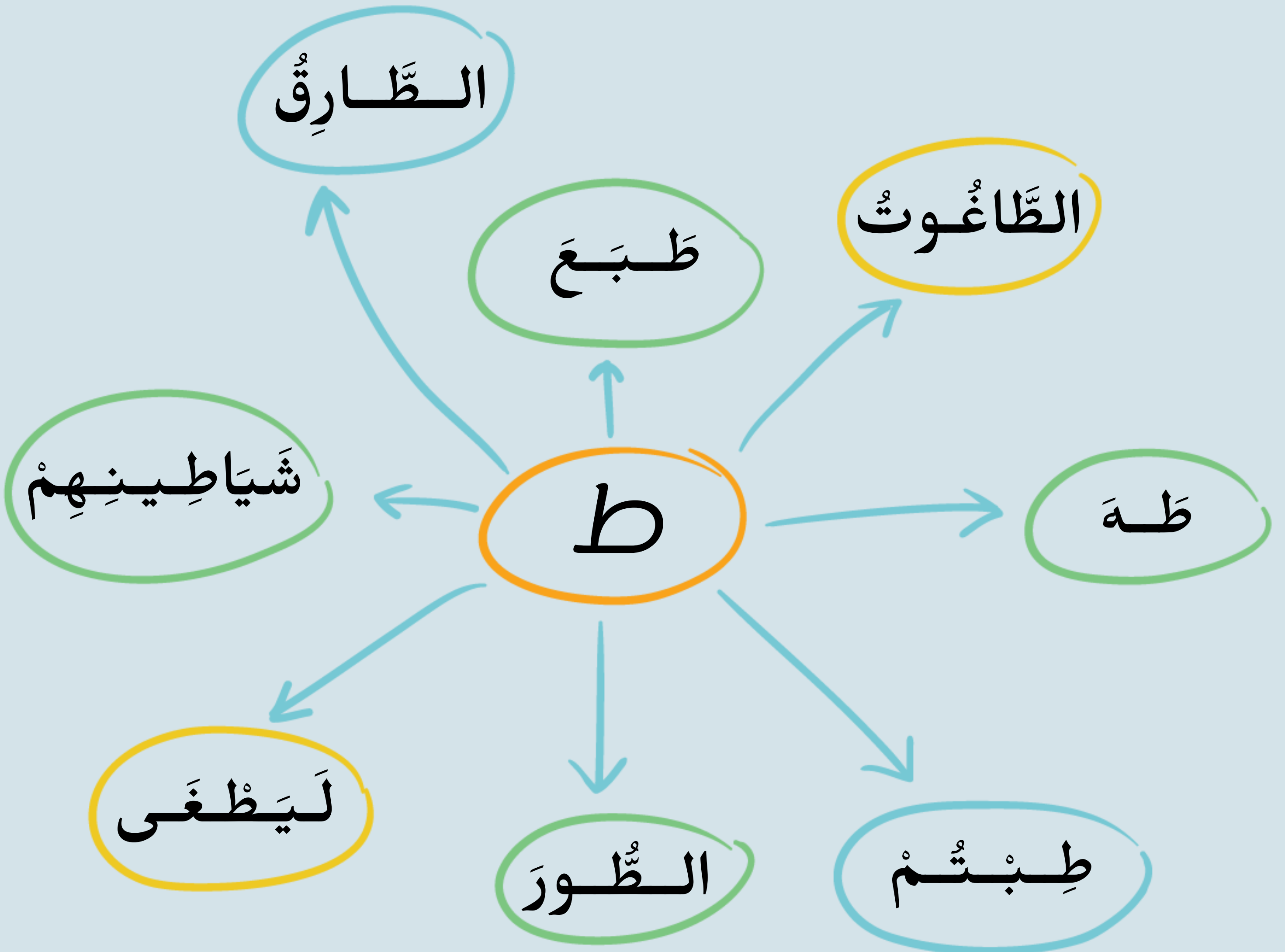


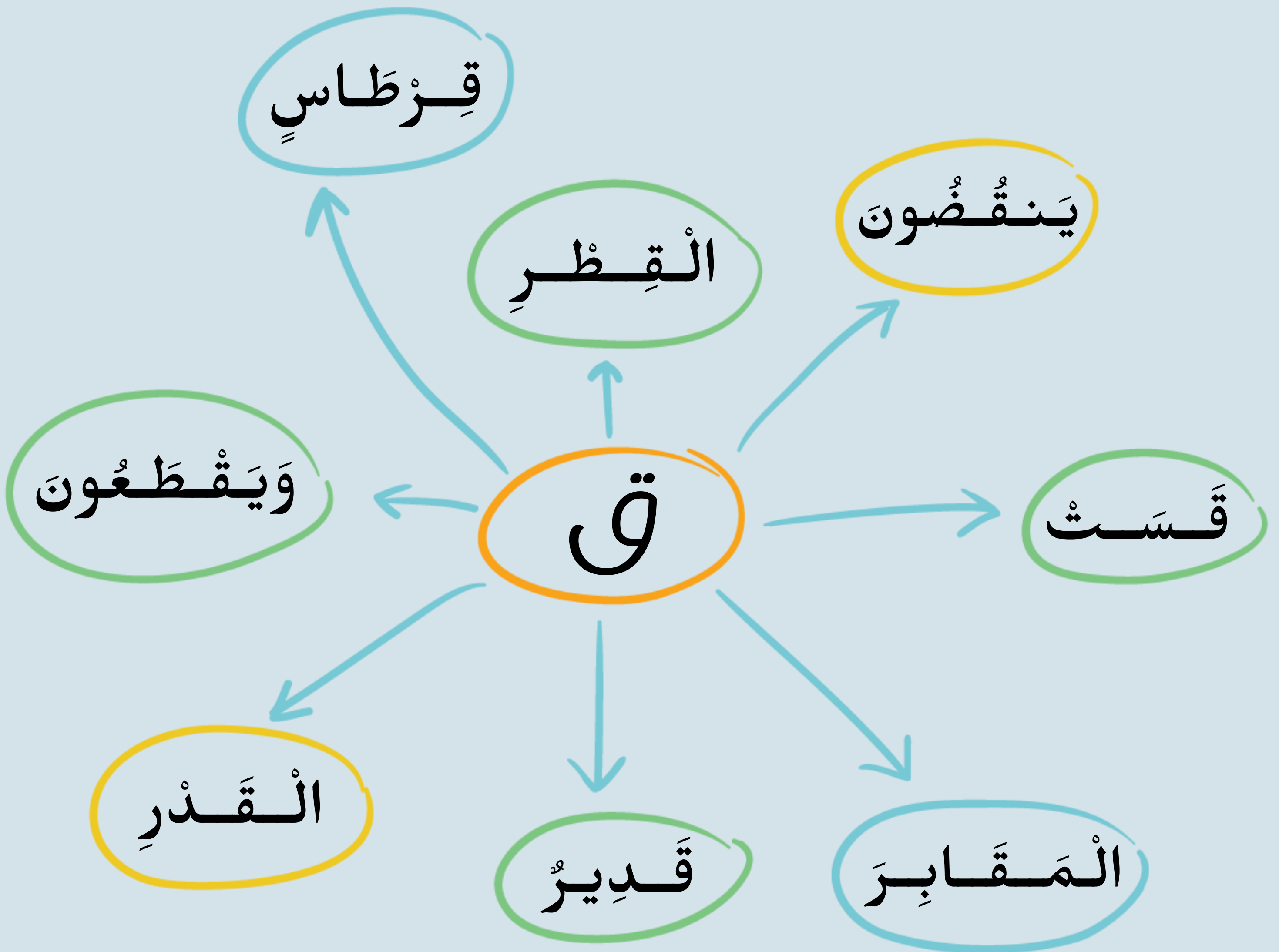




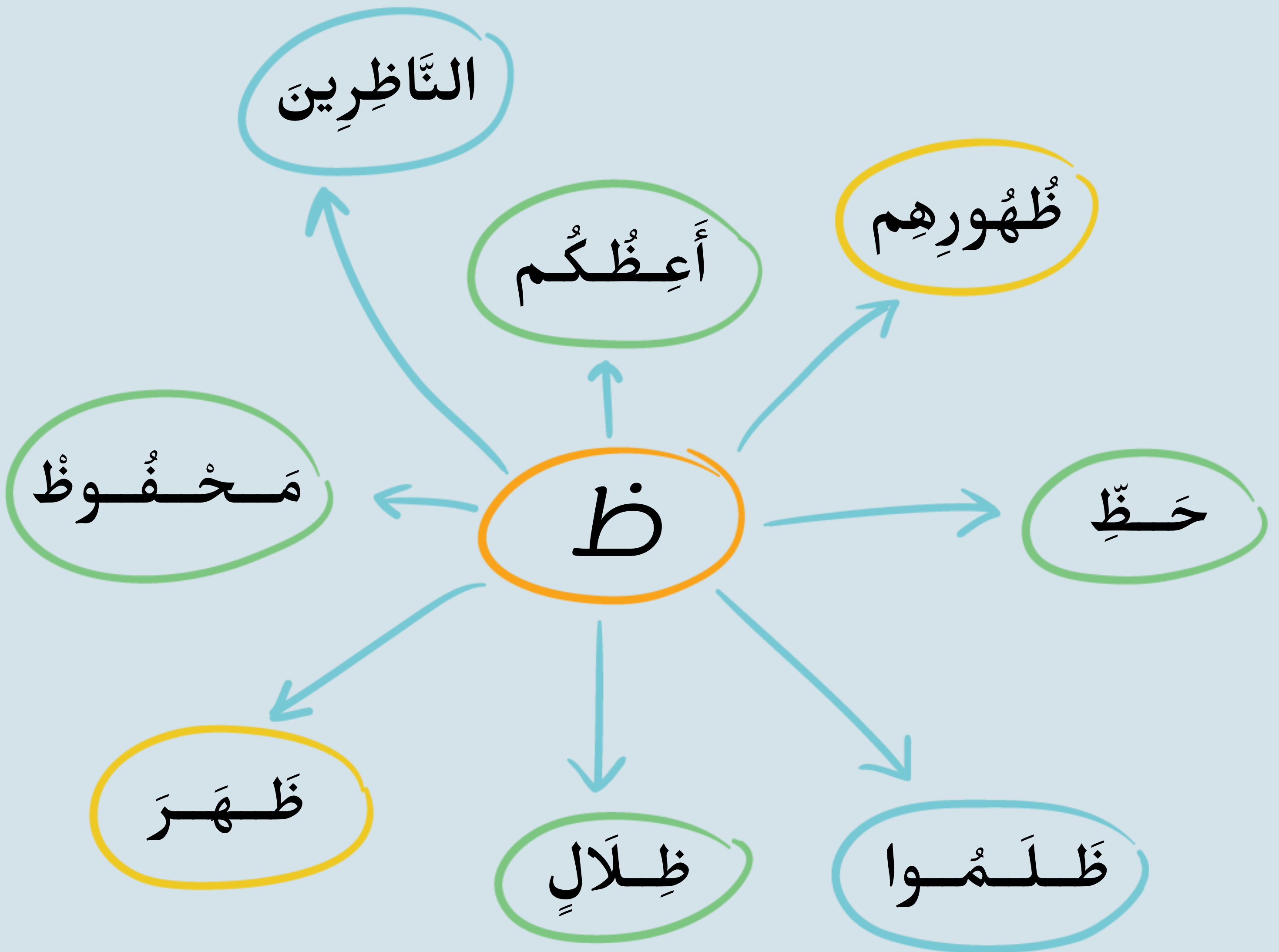












# Light letters

## WE HAVE 20 LIGHT LETTERS

All the other letters except  
اللَّه & ل & ر & ا

ء - ب - ت - ث - ج - ح - د - ذ - ز - س  
ش - ع - ف - ك - ل - م - ن - ه - و - ي

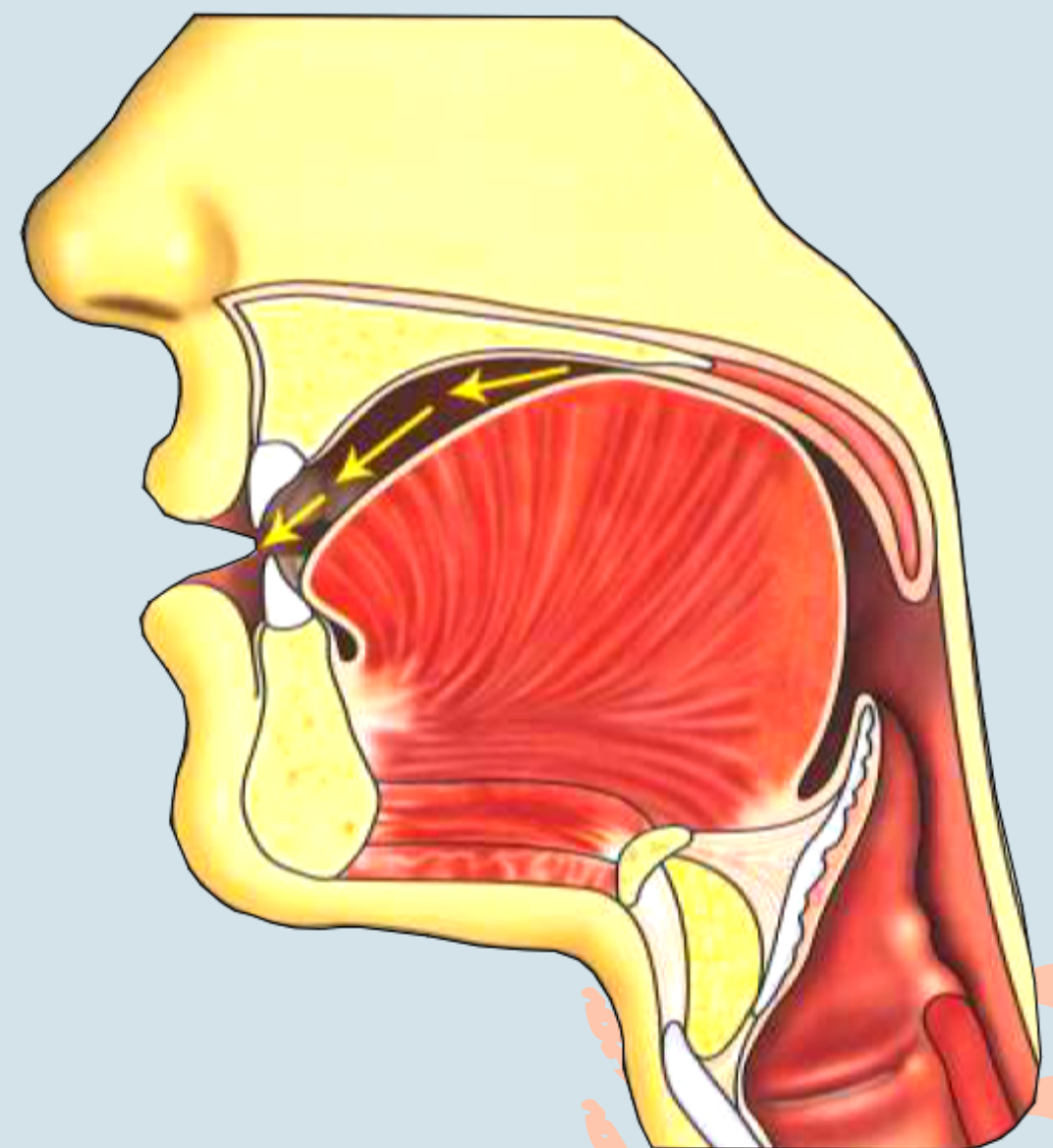
## METHOD OF PRONUNCIATION

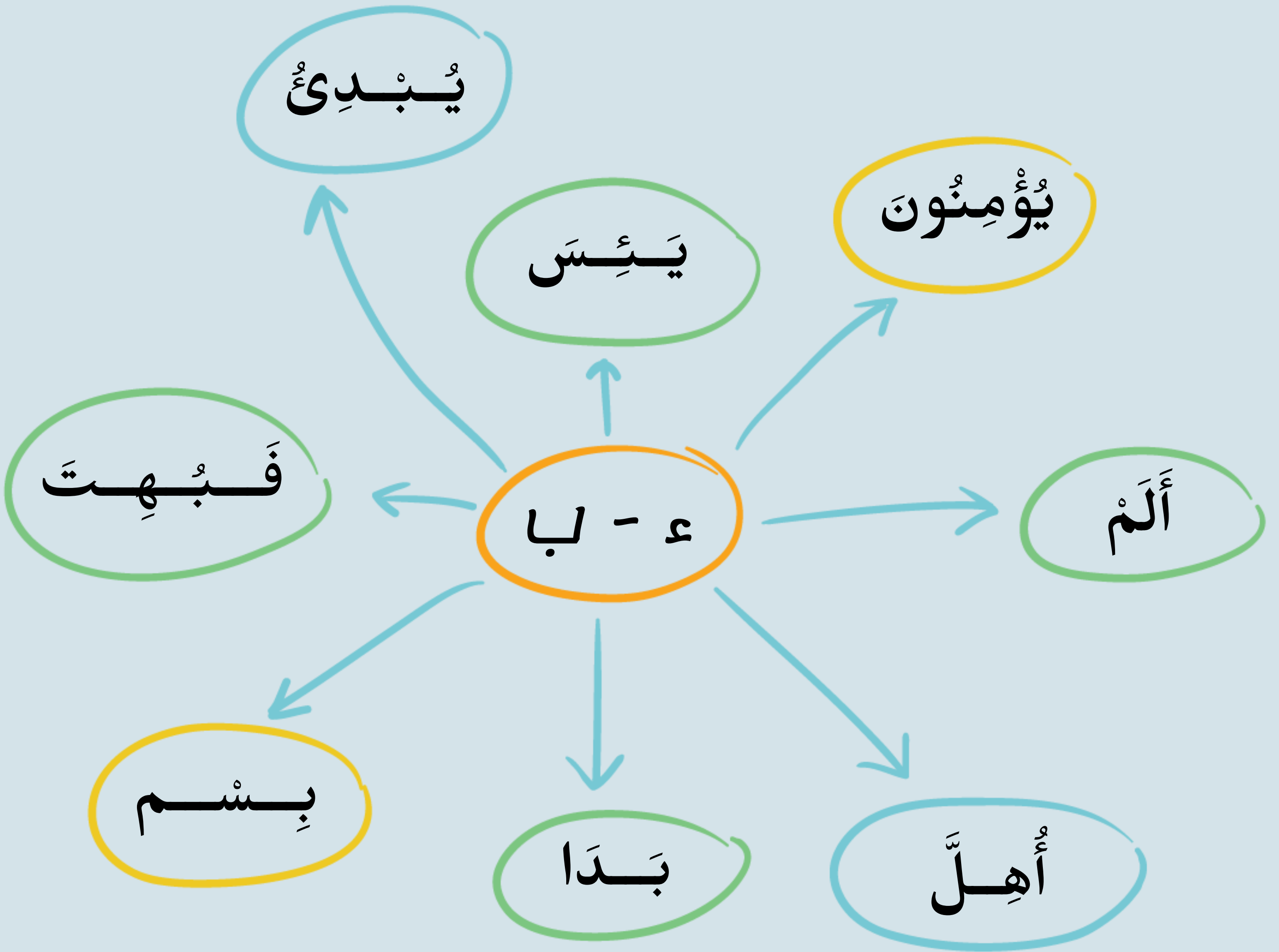


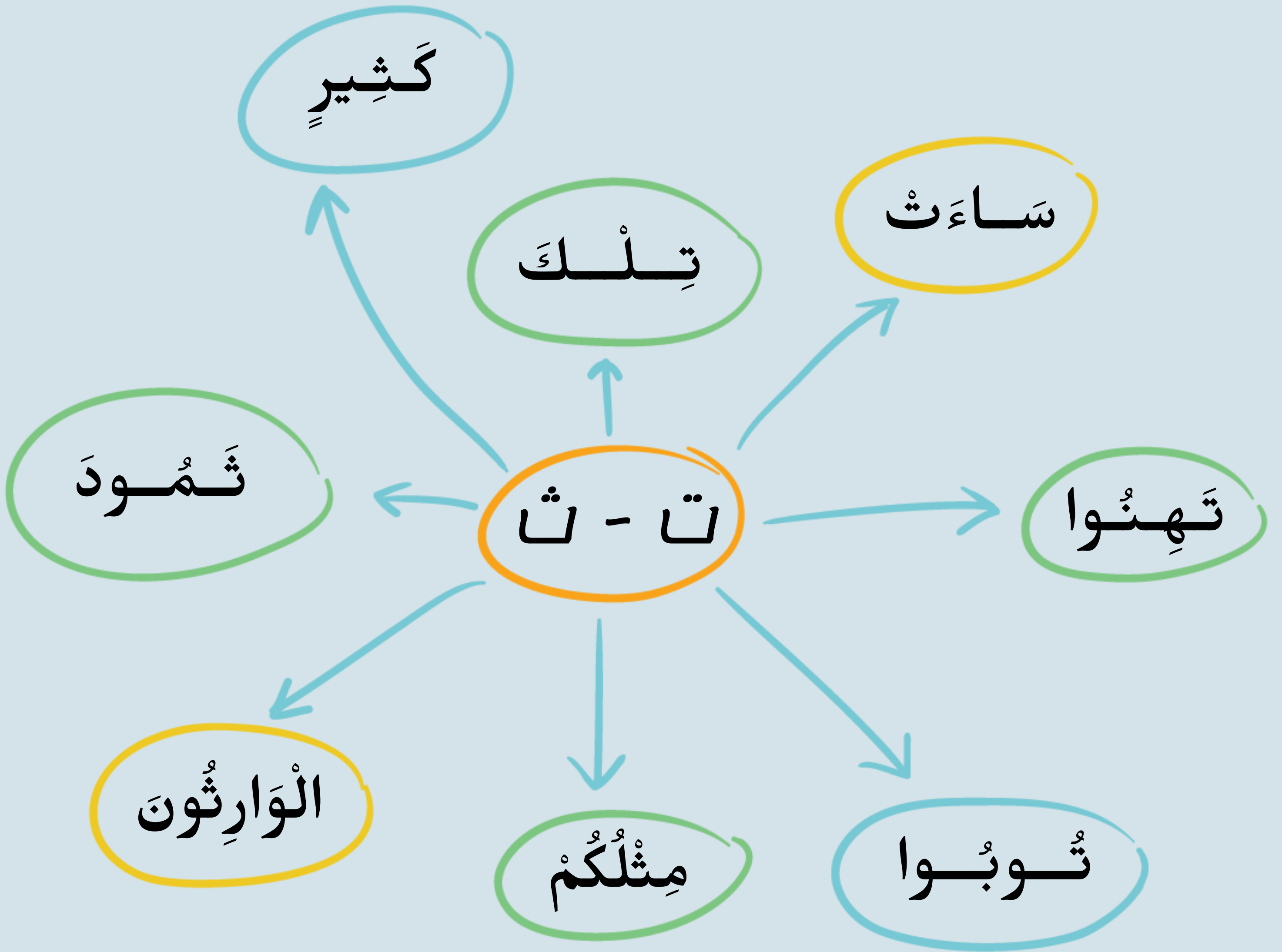
The reciter should lower the back of the tongue when pronouncing these letters.

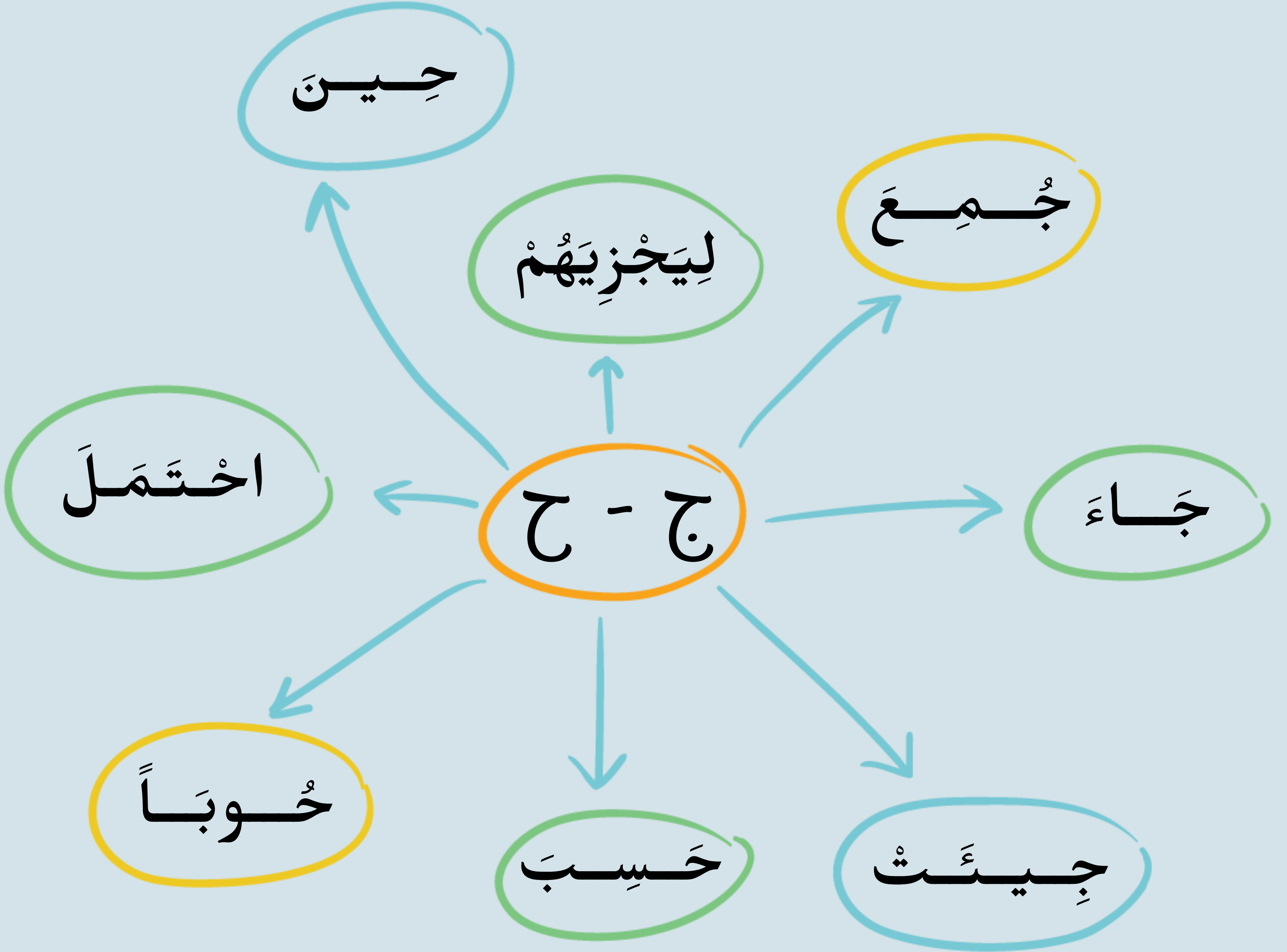
## TO PRODUCE THE HEAVY SOUND

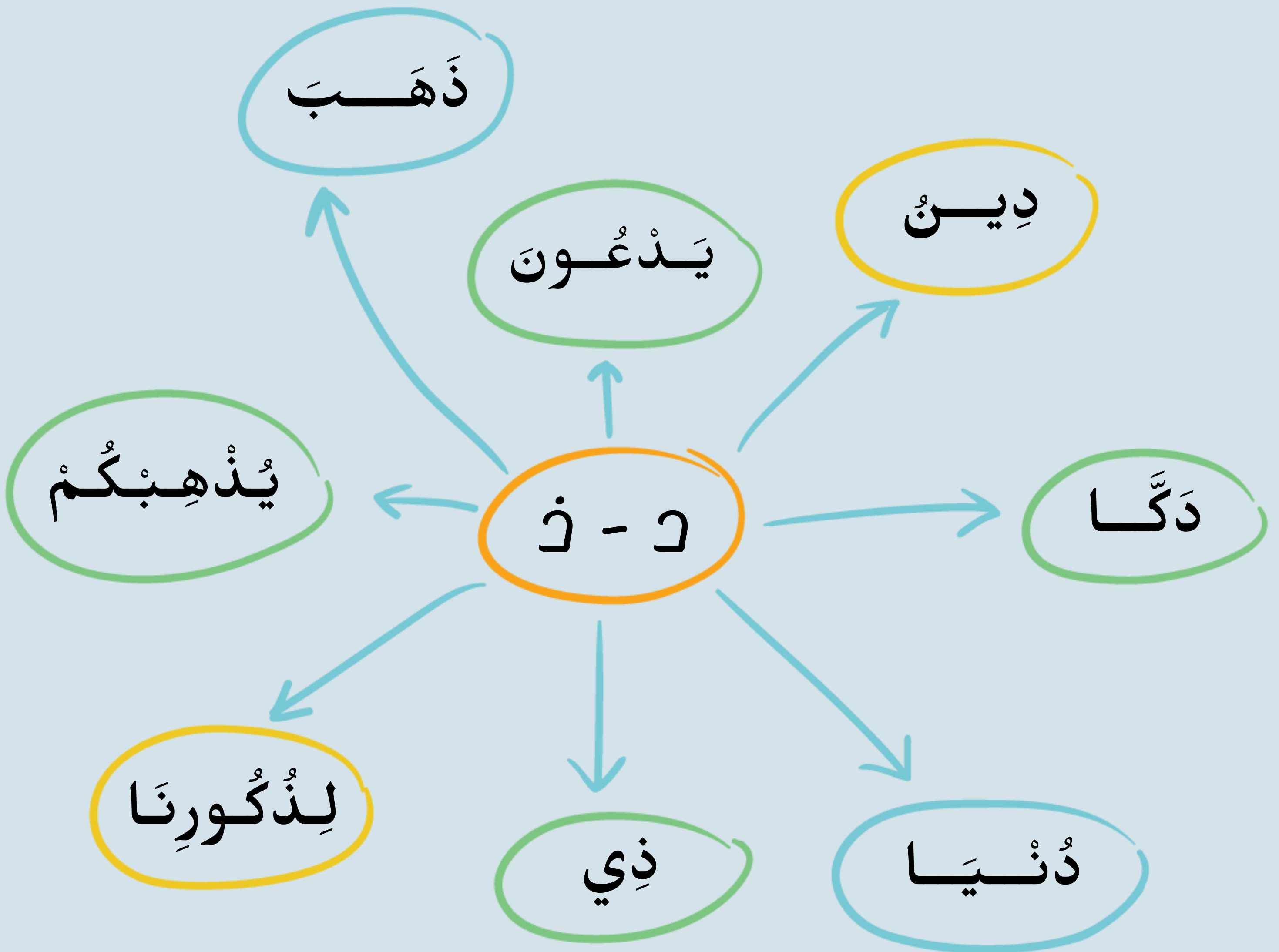
When reading: flatten your tongue, do not constrict your throat and let the air flow out directly, without resonating inside your mouth.

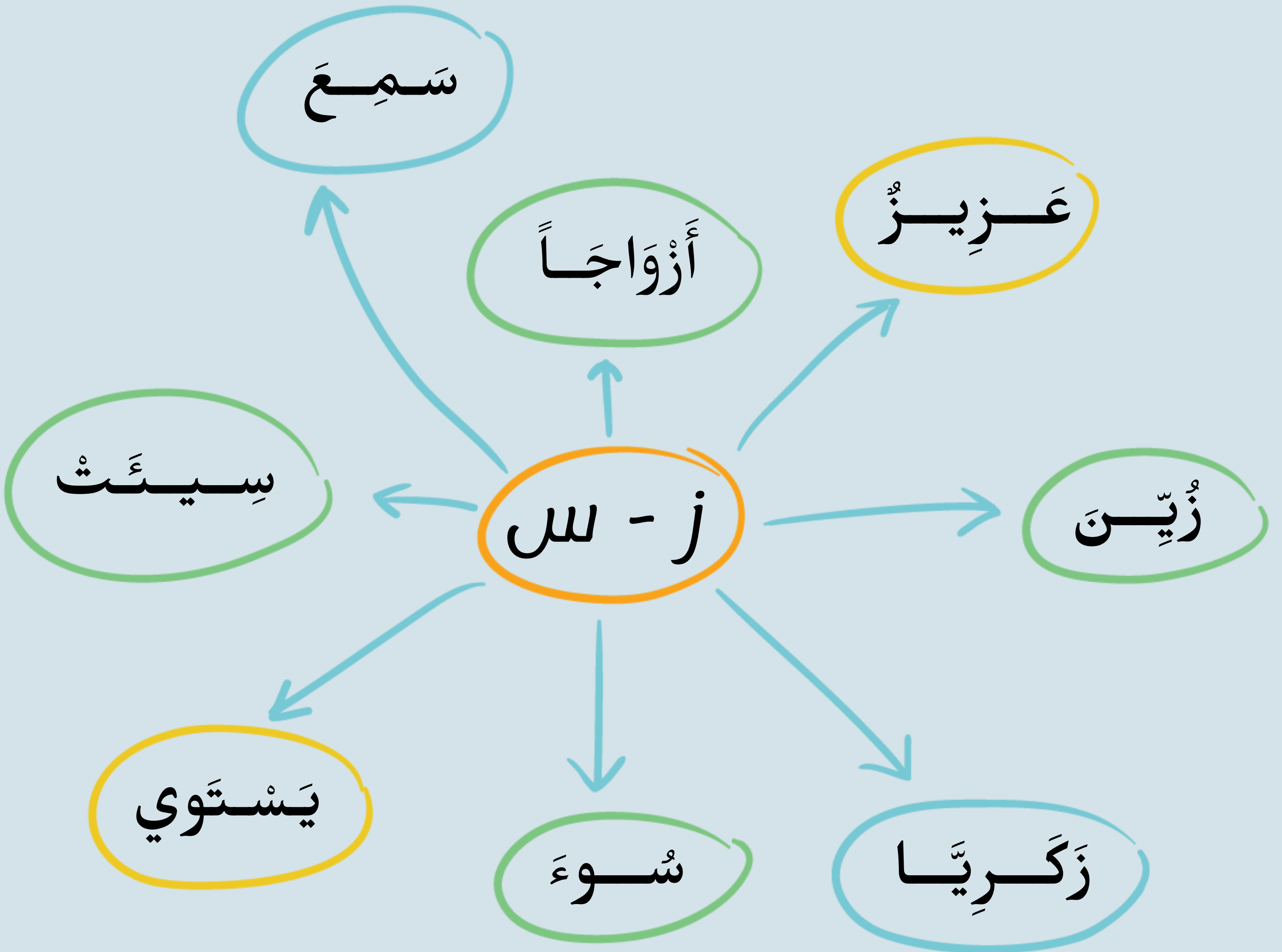


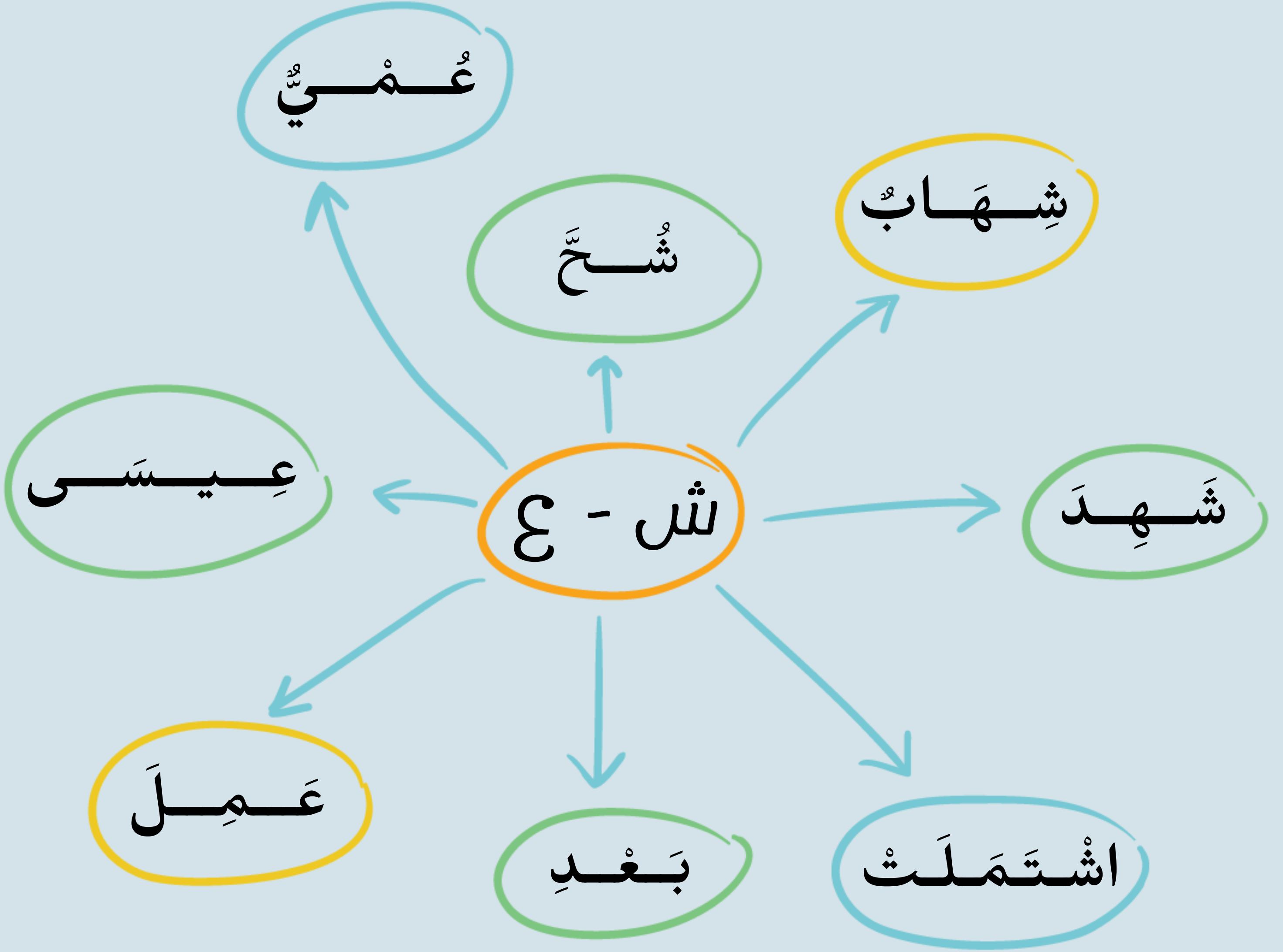




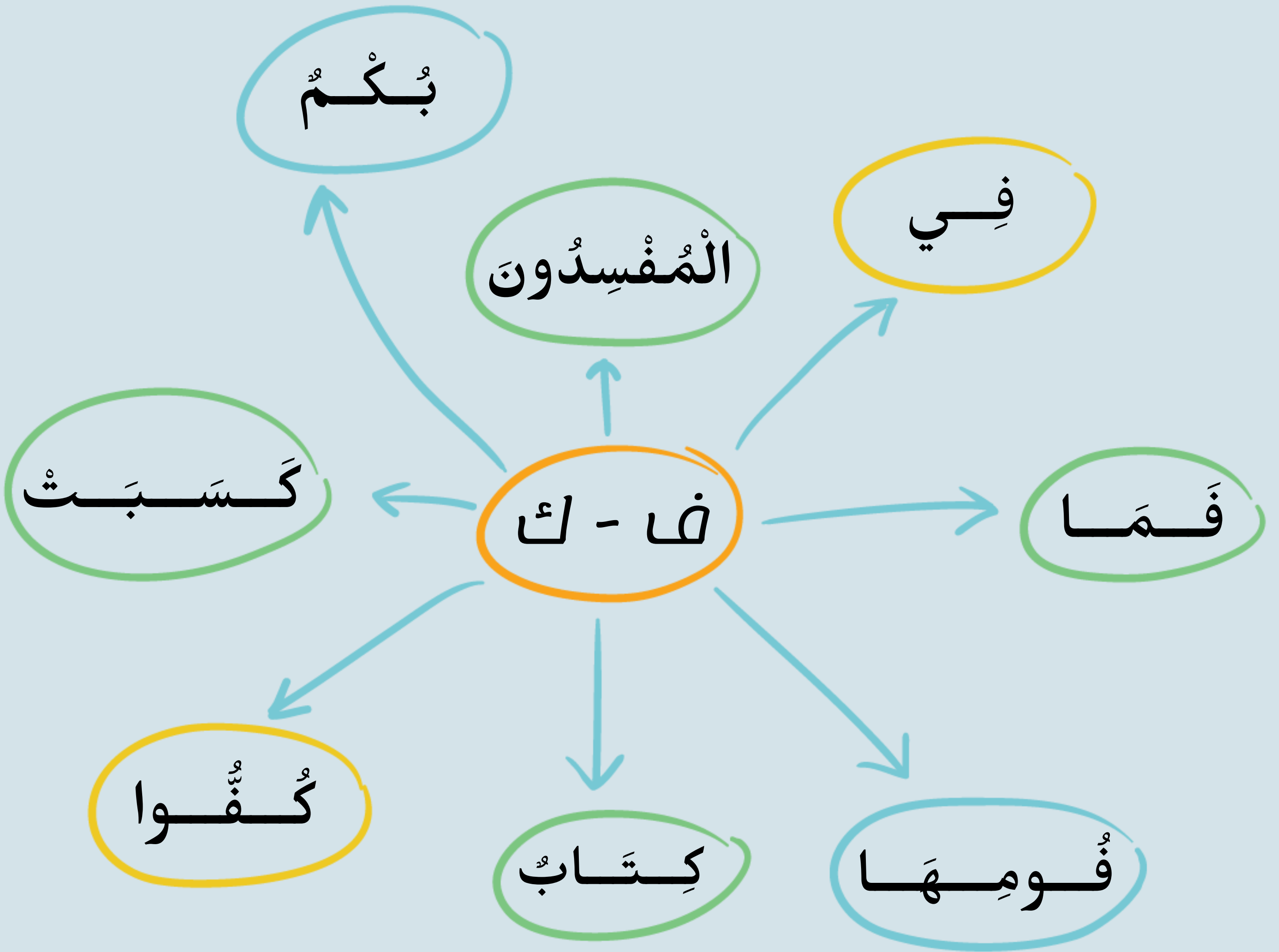


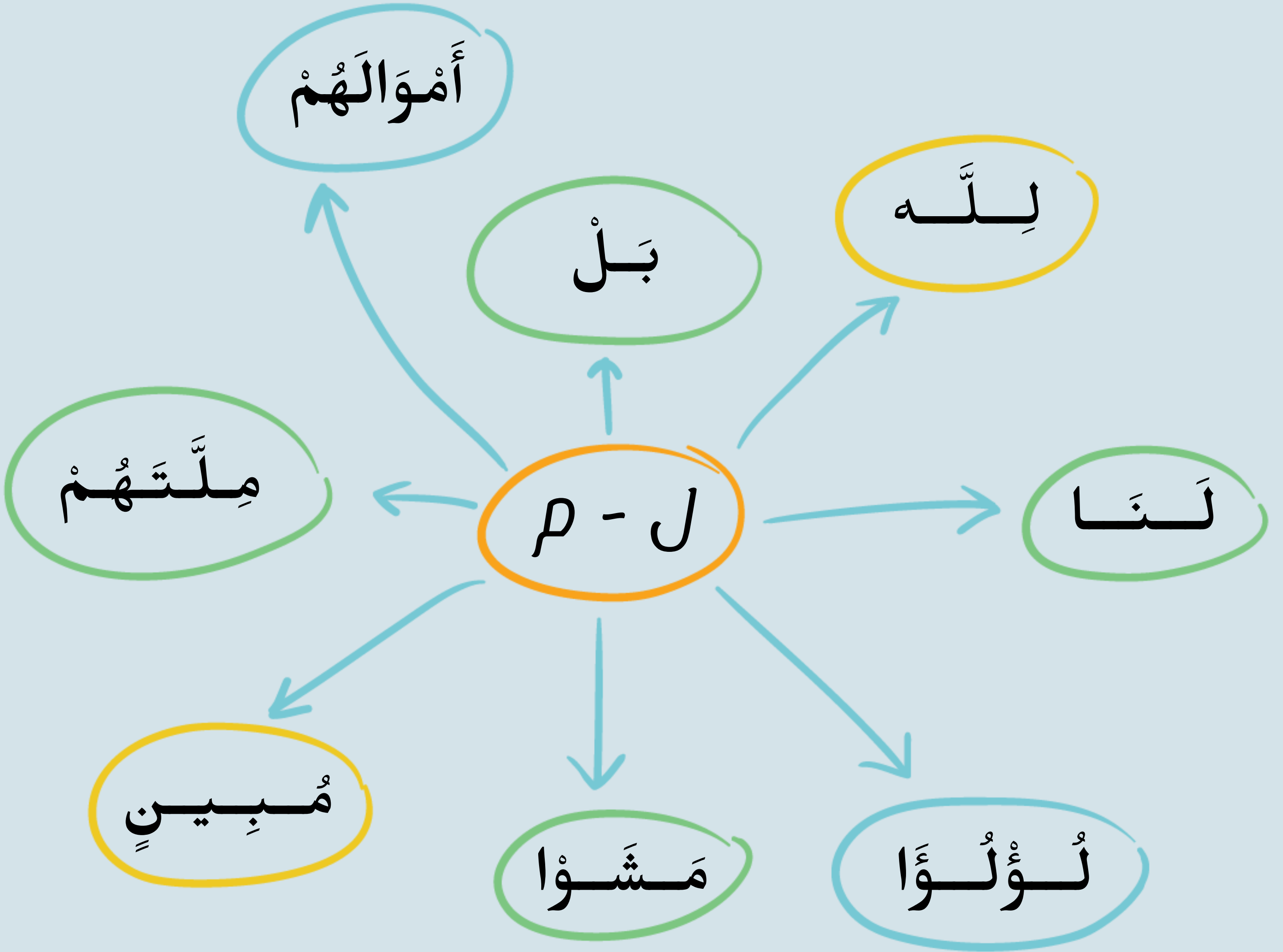


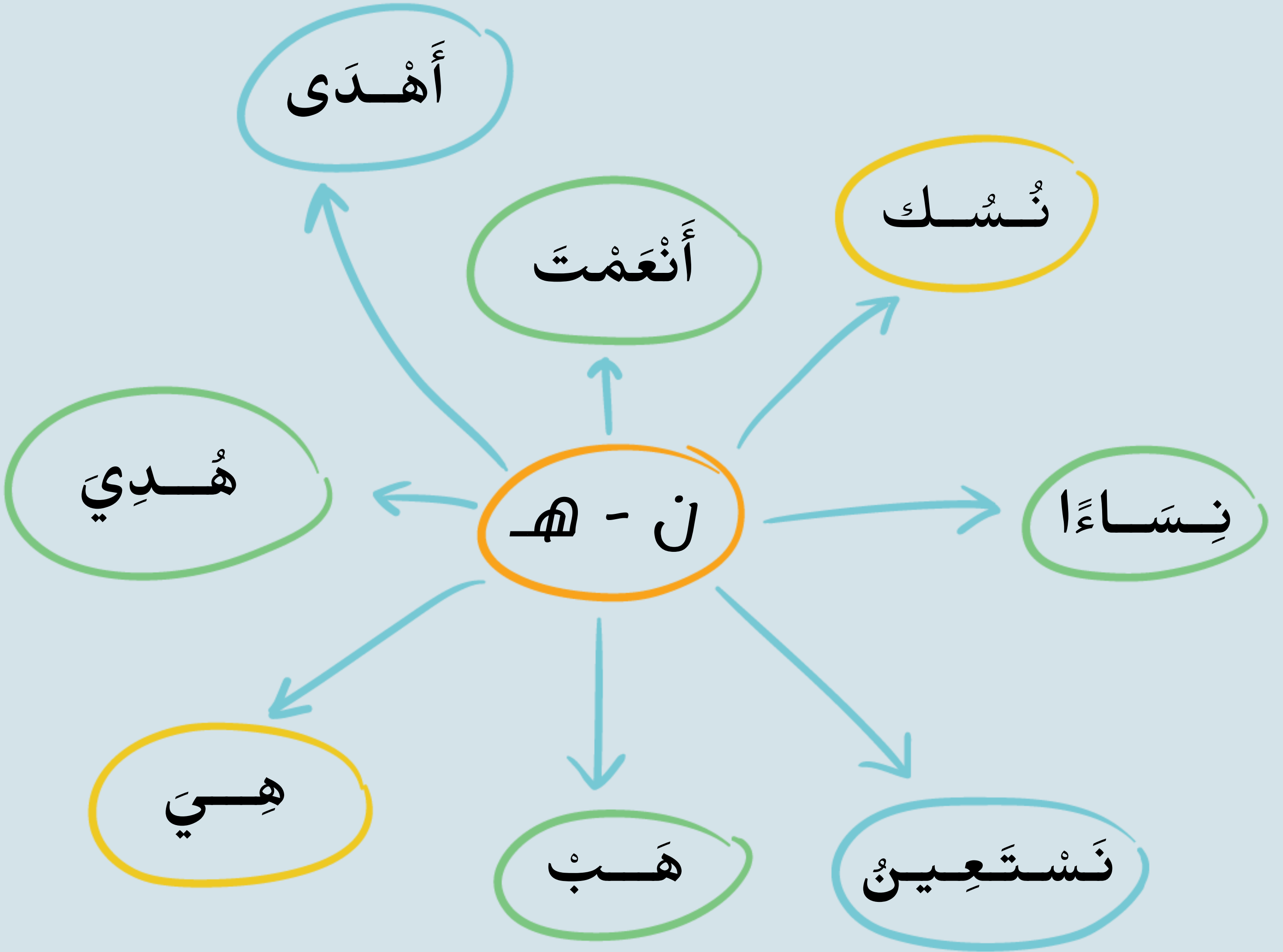


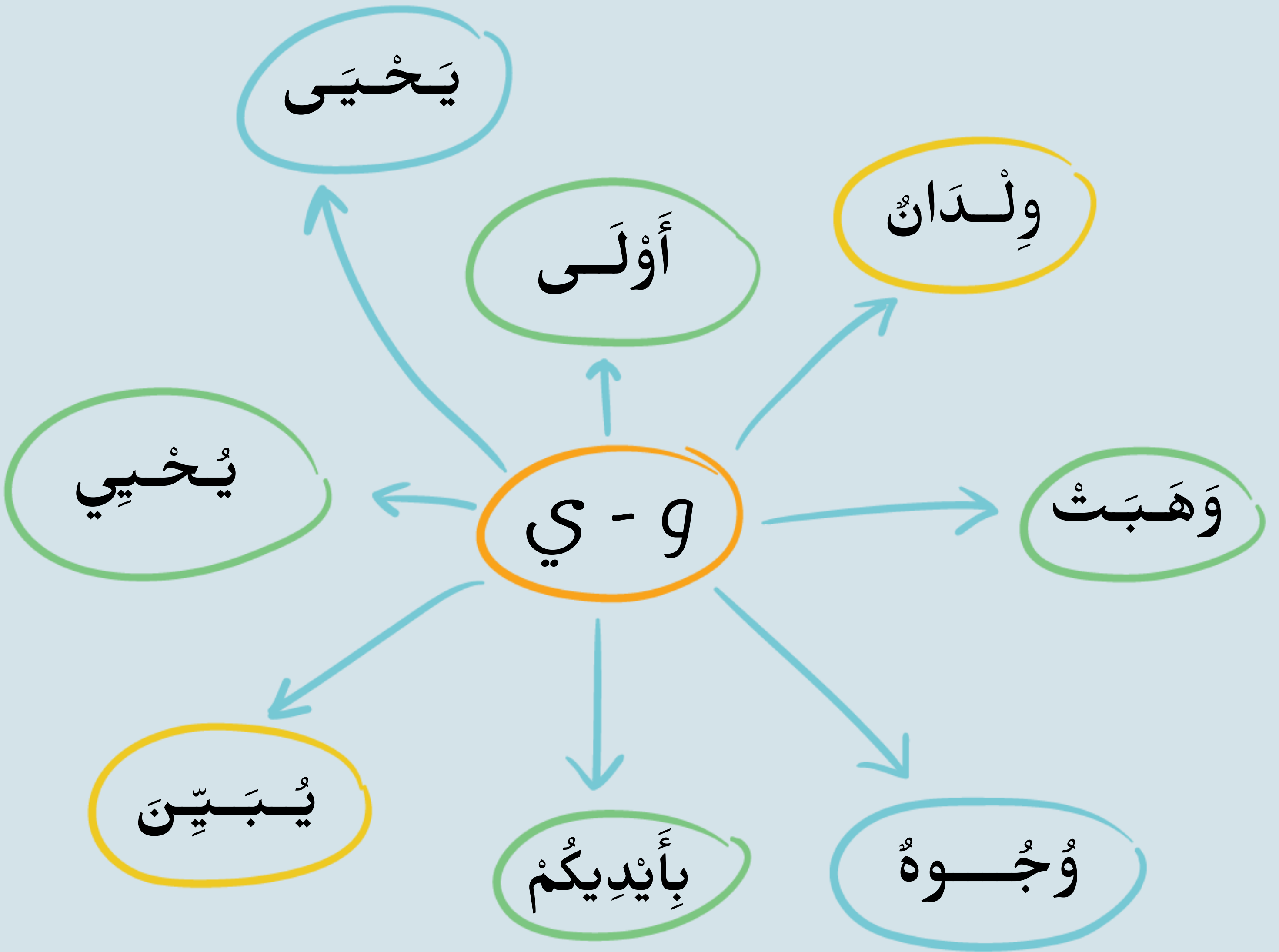












# ملحوظة للمُعلم

- بعد الانتهاء من قراءة أمثلة الحروف المرققة مع الطالب برجاء العودة لقراءة أمثلة الحروف المفخمة مرة أخرى.

- جميع الأمثلة السابقة لا يوجد بها أي حرف مفخم ليعتاد الطالب على صوت النحول الذي يعتري الحروف المرققة **ويلاحظ** **الصوت السمين** **بشكل أكبر** عند قراءة أمثلة الحروف المفخمة مرة أخرى.

# letters that can be heavy or light

WE HAVE 3 LETTERS

ا & آ & ج of the word الله

METHOD OF PRONUNCIATION



The reciter has 2 ways to pronounce them: light or heavy, depending on some rules that we will learn together for each one of them.

TO PRODUCE THE SOUND OF THESE LETTERS

you should know the rule of every letter of them to utter the correct sound.





Letter

**ALIF**



the alif is not characterized as heavy or light, but instead, it is known to follow the letter preceding it as to be heavy or light.

**FOLLOW**




## Letter



# ALIF




it depends on the preceding letter.








If the letter  
before Aliph Madd  
is heavy, Alif  
Madd should be  
pronounced heavy.

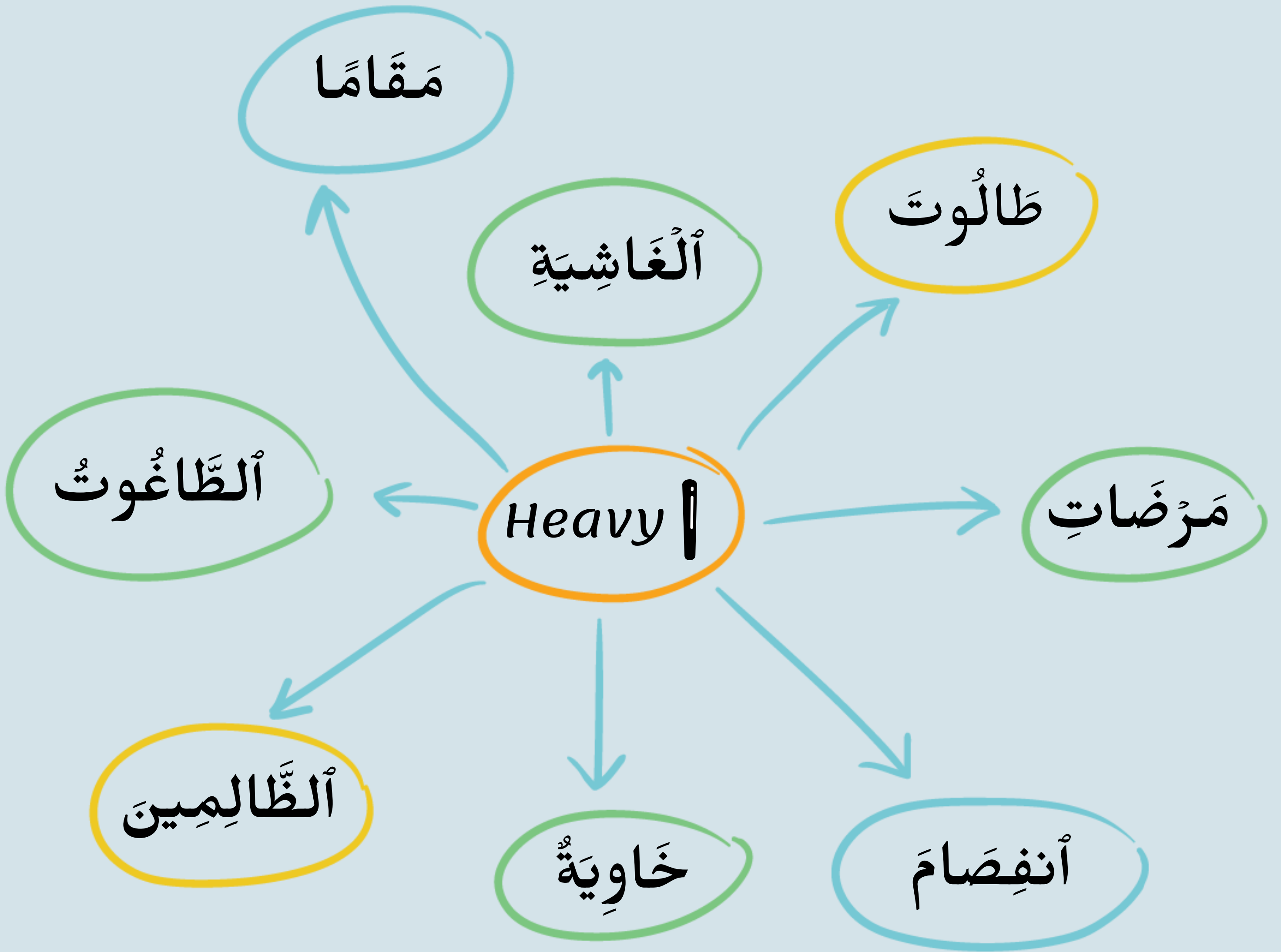


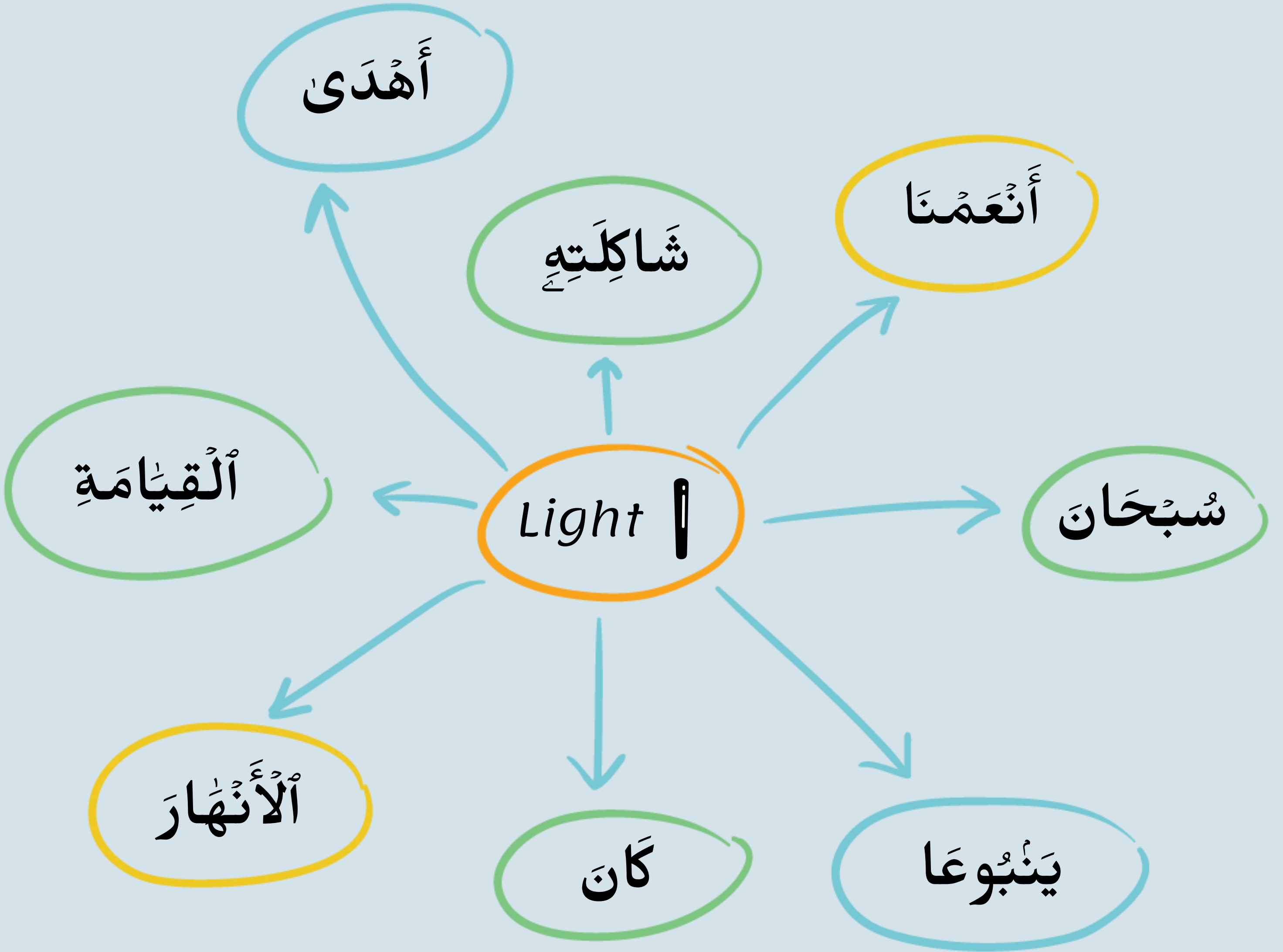
If the letter  
before Aliph Madd  
is light, Alif Madd  
should be  
pronounced light.














# Letter

## J IN THE WORD الله


it depends on the preceding letter before the word Allah.



if the word Allah is preceded by a letter with Fathah or Dhammah, then the J in the word Allah will be pronounced heavy




if the word Allah is preceded by a letter with Kassrah, then the J in the word Allah will be pronounced light

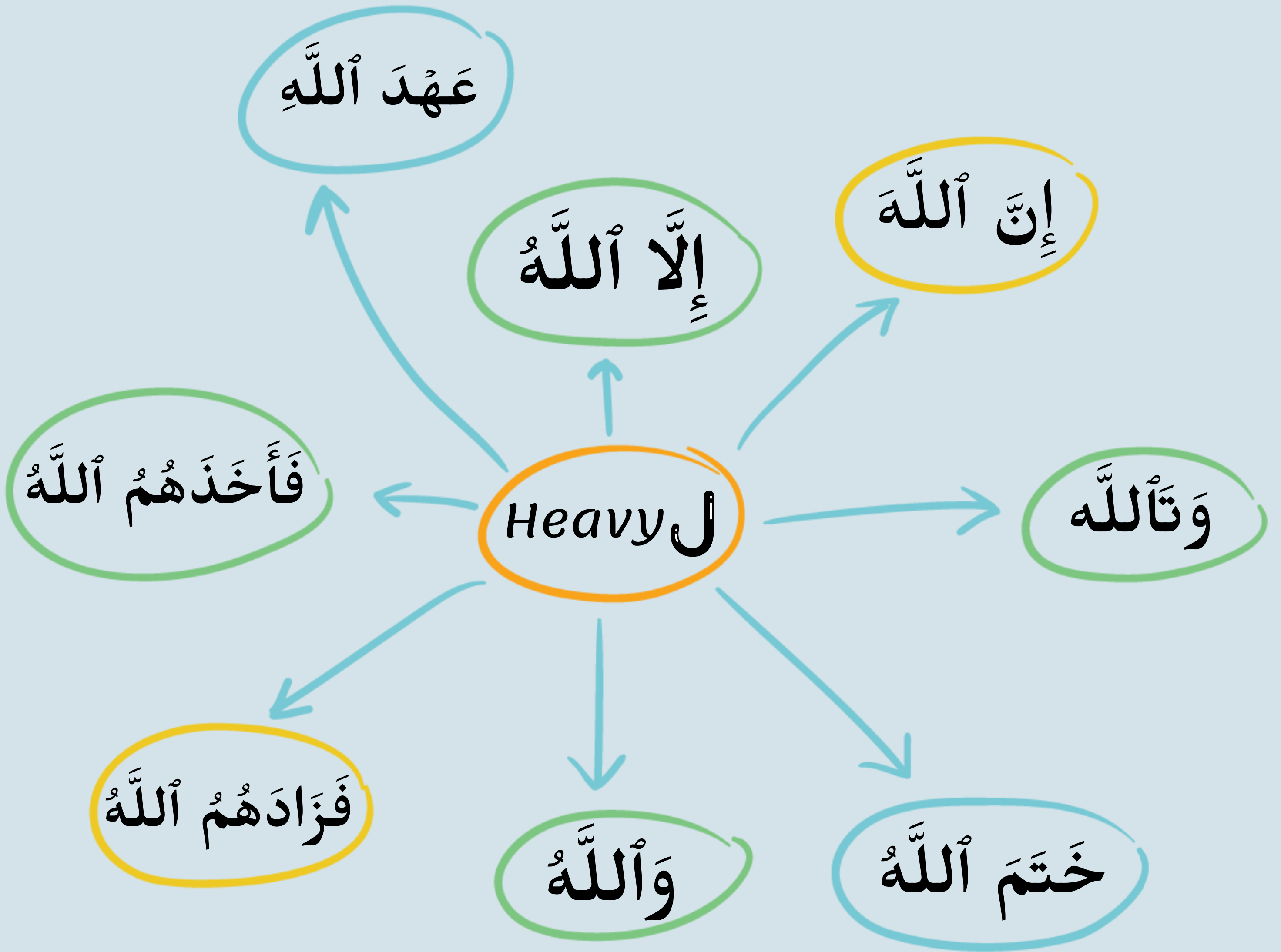


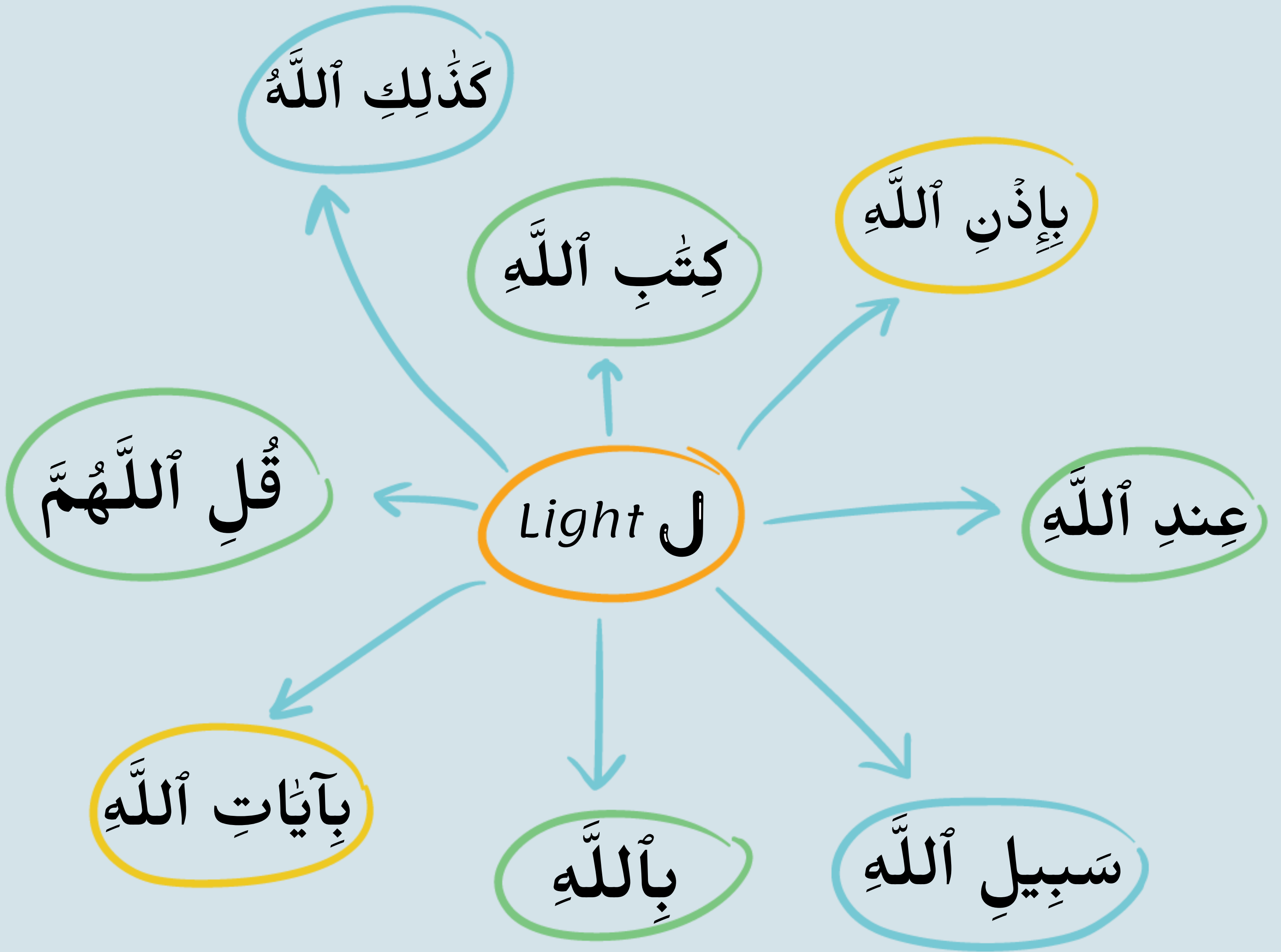


ل = الله + ف

ل = الله + /






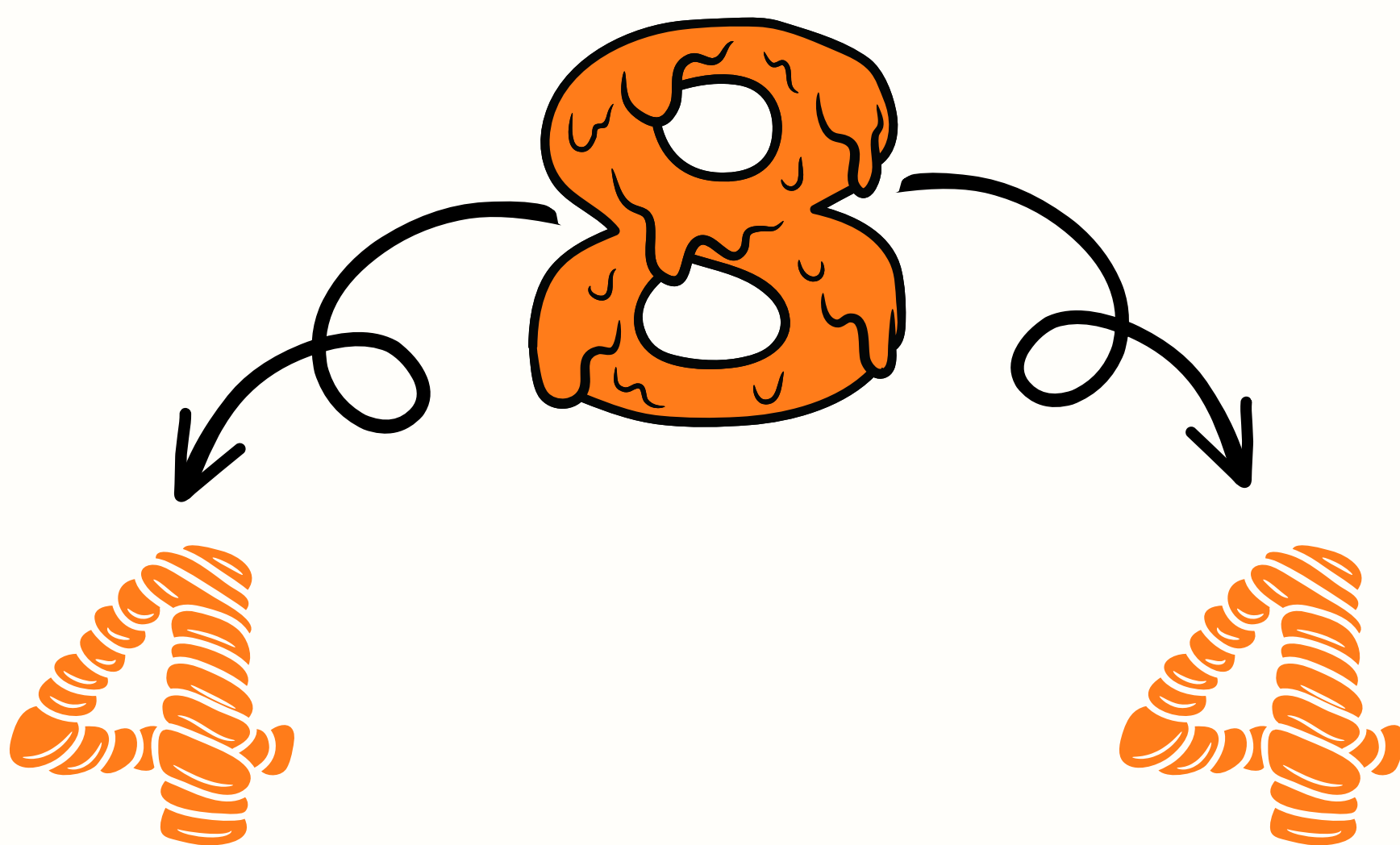


## Letter

**RAA'**



the Raa' is not characterized as heavy or light, but instead, it is known to have 8 cases four of them to be heavy and four of them to be light.






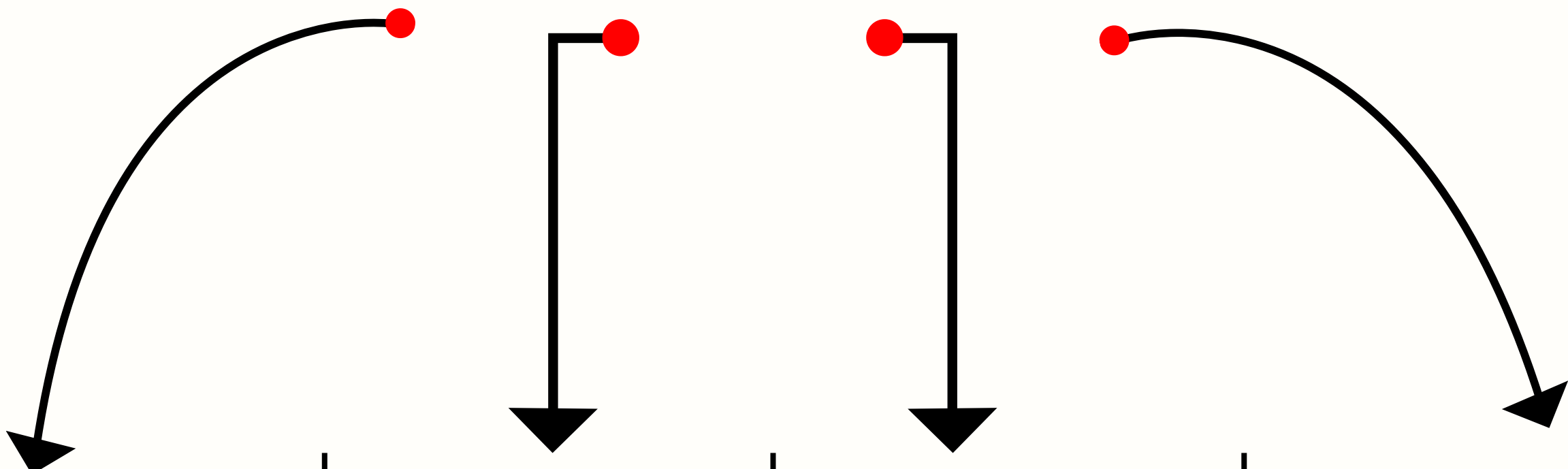
# 1

## Heavy

# RAA'



### The four cases in which the Raa' is heavy



# 1

The Raa' has a Fatha or Dhammah above it

# 2


The Raa' has a Sukoon and is preceded by a letter with a Fatha or Dhammah


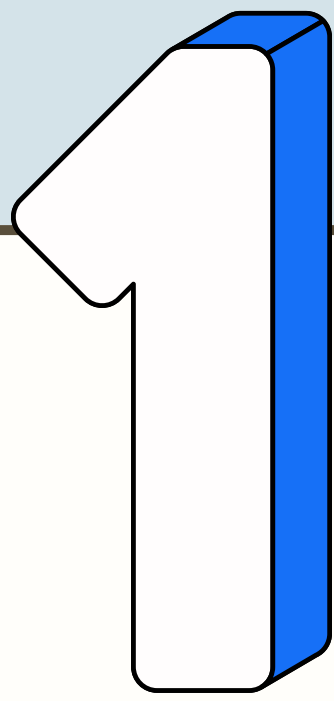

# 3

The Raa' has a Sukoon and the previous letter has a sukoon and they are preceded by a letter with a Fatha or Dhammah


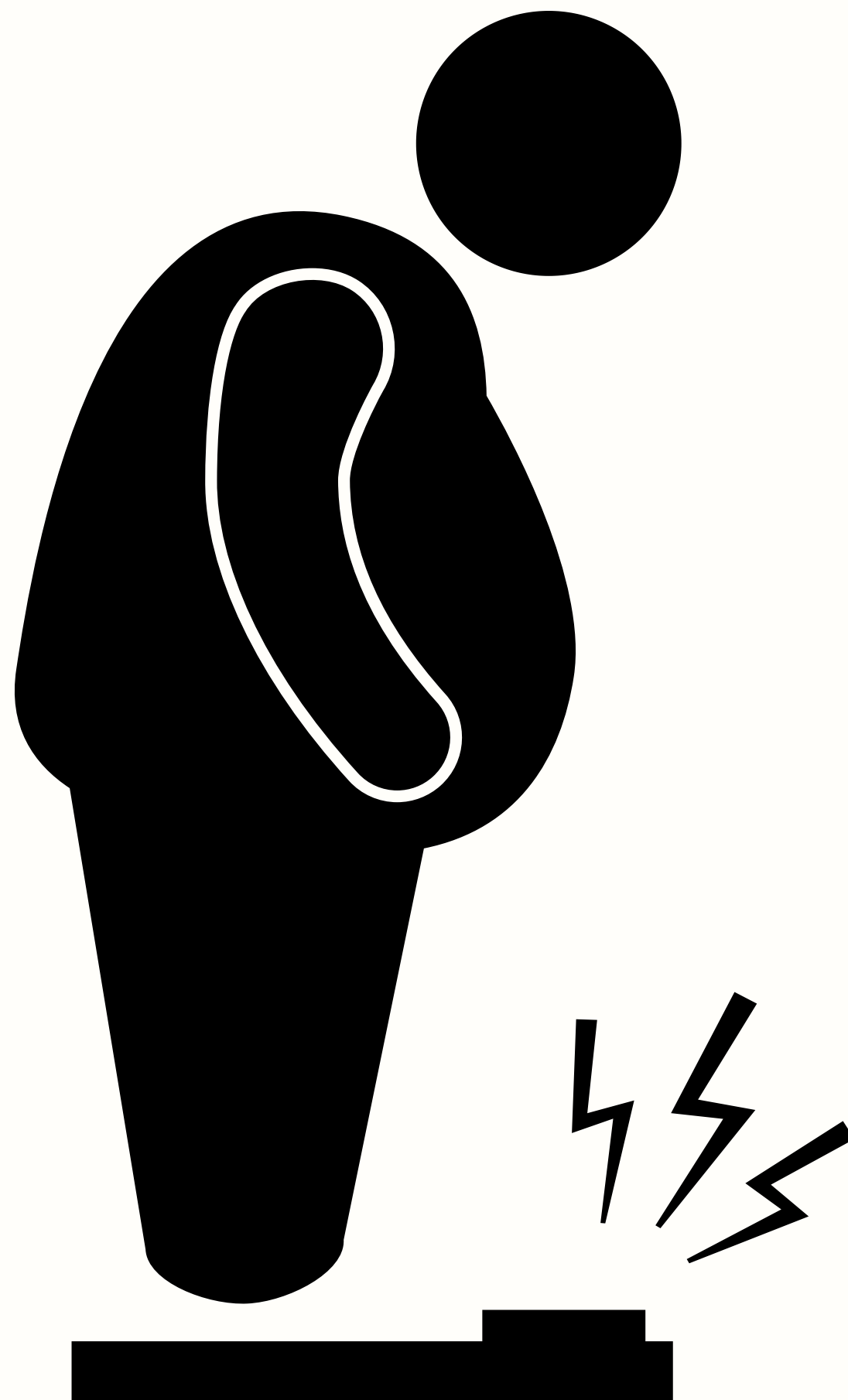
# 4

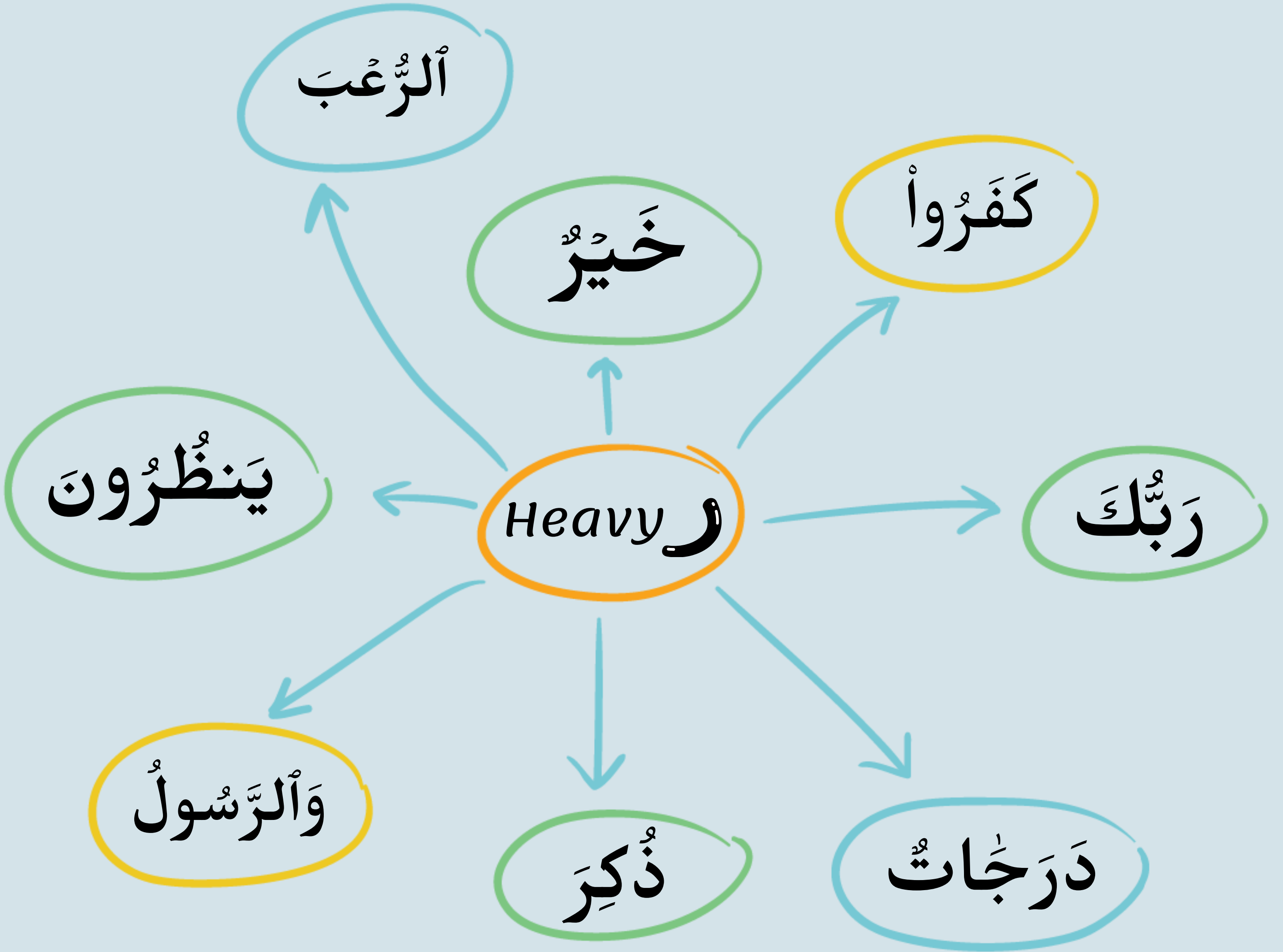
The Raa' has a sukoon and preceded by Hamzatu/Wasl which will be pronounced with Kasrah







The Raa' has a Fatha or Dhammah above it.






# 2




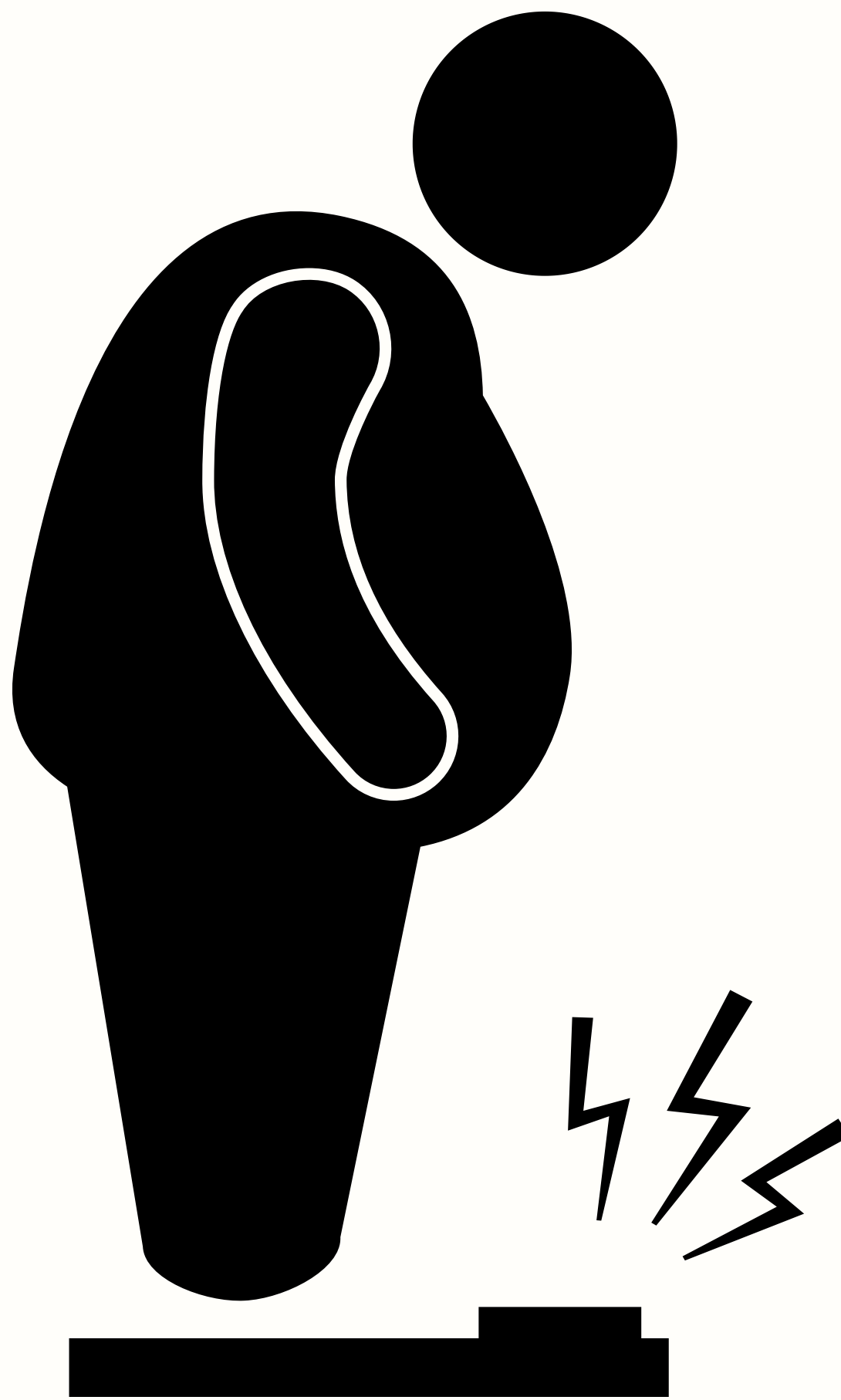
The Raa' has a Sukoon and is preceded by a letter with a Fatha or Dhammah.

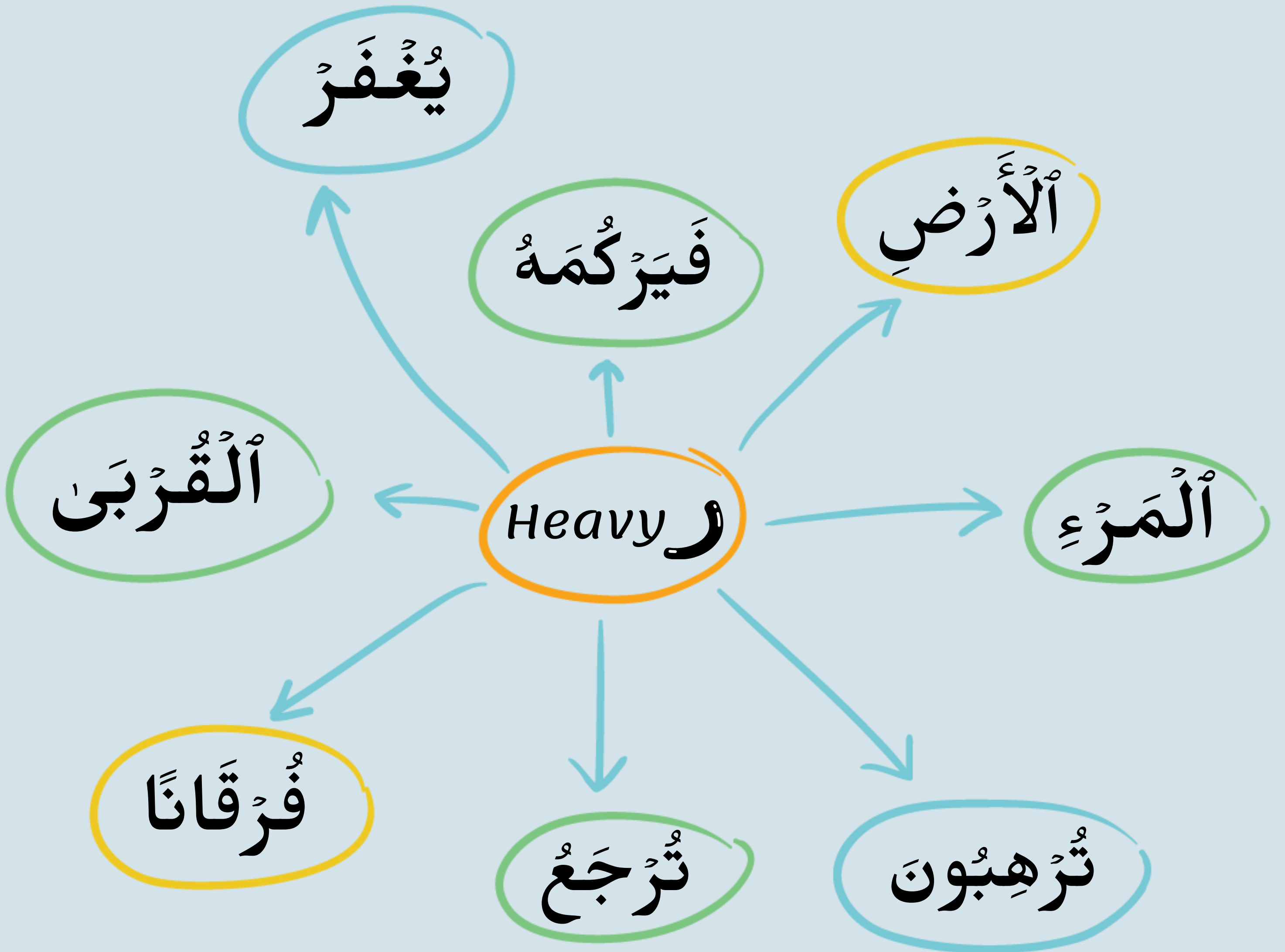


ا	ب	ت	ث	ج	ح	خ
د	ذ	ر	ز	س	ش	ص
ض	ط	ظ	ع	غ	ف	ق
ك	ل	م	ن	ه	و	ي




ا	ب	ت	ث	ج	ح	خ
د	ذ	ر	ز	س	ش	ص
ض	ط	ظ	ع	غ	ف	ق
ك	ل	م	ن	ه	و	ي






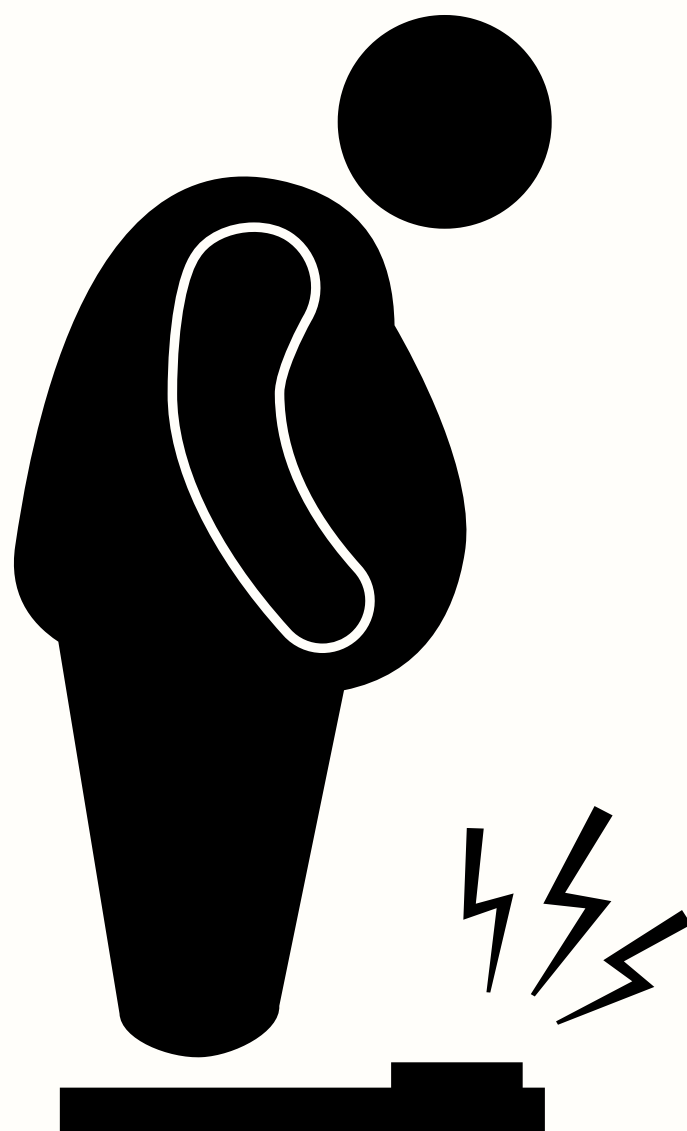
# 3

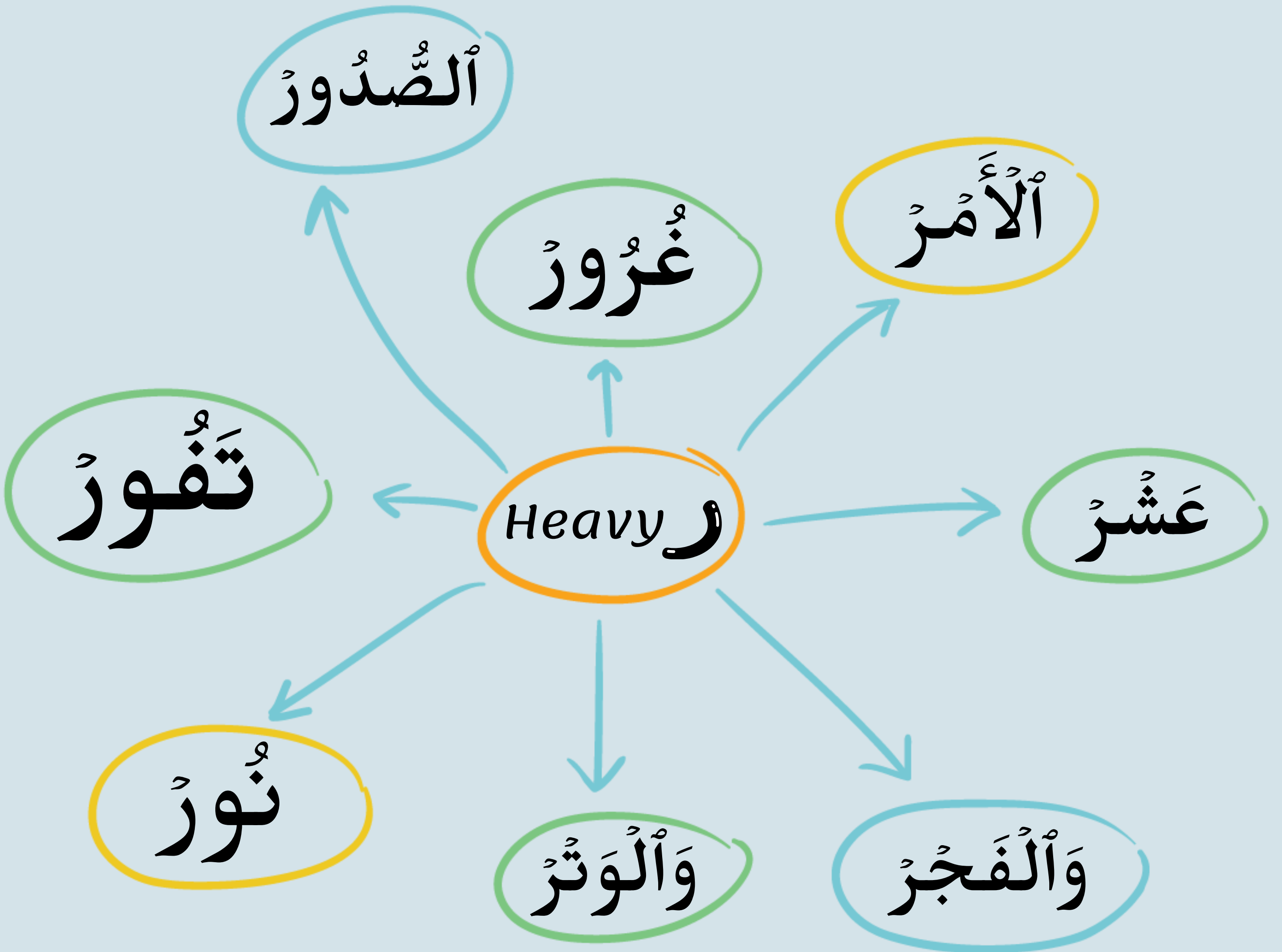


The Raa' has a Sukoon and the previous letter has a sukoon and they are preceded by a letter with a Fatha or Dhammah.


ا	ب	ت	ث	ج	ح	خ
د	ذ	ر	ز	س	ش	ص
ض	ط	ظ	ع	غ	ف	ق
ك	ل	م	ن	ه	و	ي

ا	ب	ت	ث	ج	ح	خ
د	ذ	ر	ز	س	ش	ص
ض	ط	ظ	ع	غ	ف	ق
ك	ل	م	ن	ه	و	ي






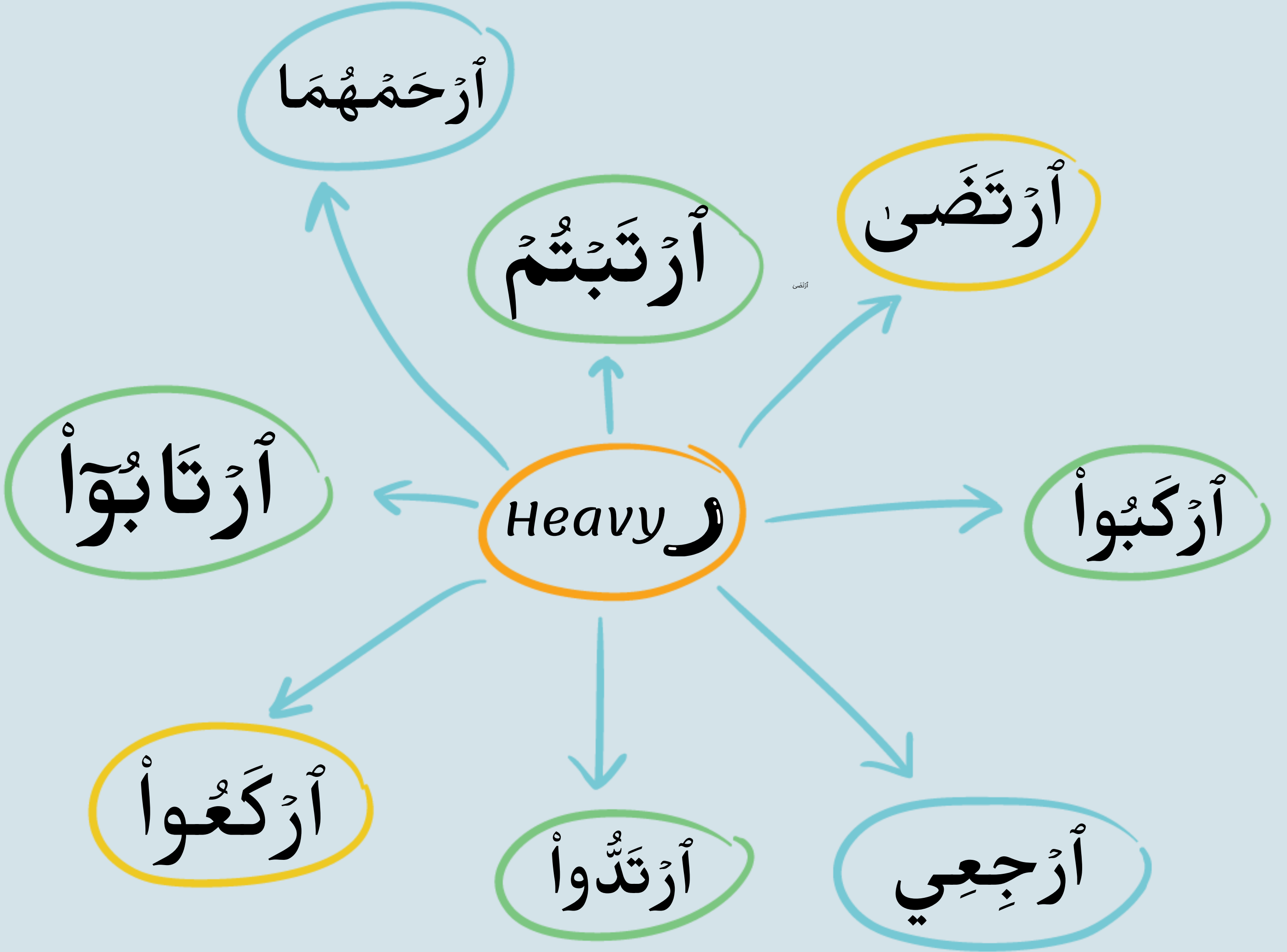
4



The Raa' has a sukoon and preceded by Hamzatu/Wasl which will be pronounced with Kasrah.








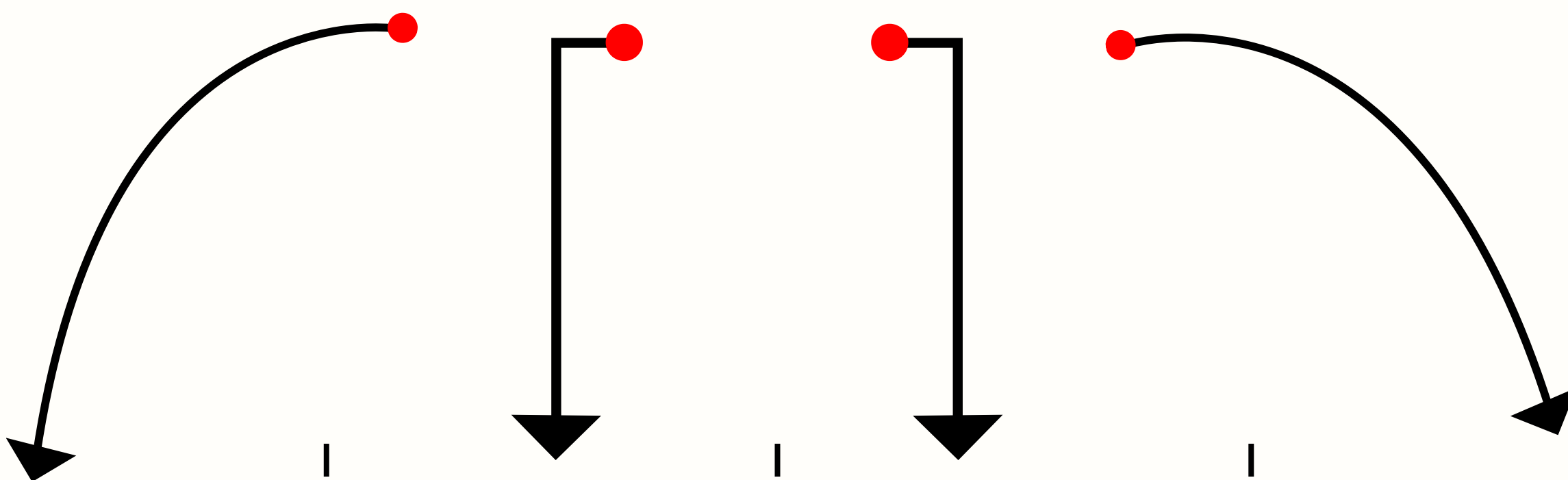
# 2

## Light

RAA'



### The four cases in which the Raa' is Light.



1

The Raa' has a Kasrah under it

2


The Raa' has a Sukoon and is preceded by a letter with a Kasrah

3

The Raa' has a Sukoon and the previous letter has a sukoon and they are preceded by a letter with a Kasrah

4



The Raa' has a sukoon and it is preceded by letter Yaa' ي Sakin

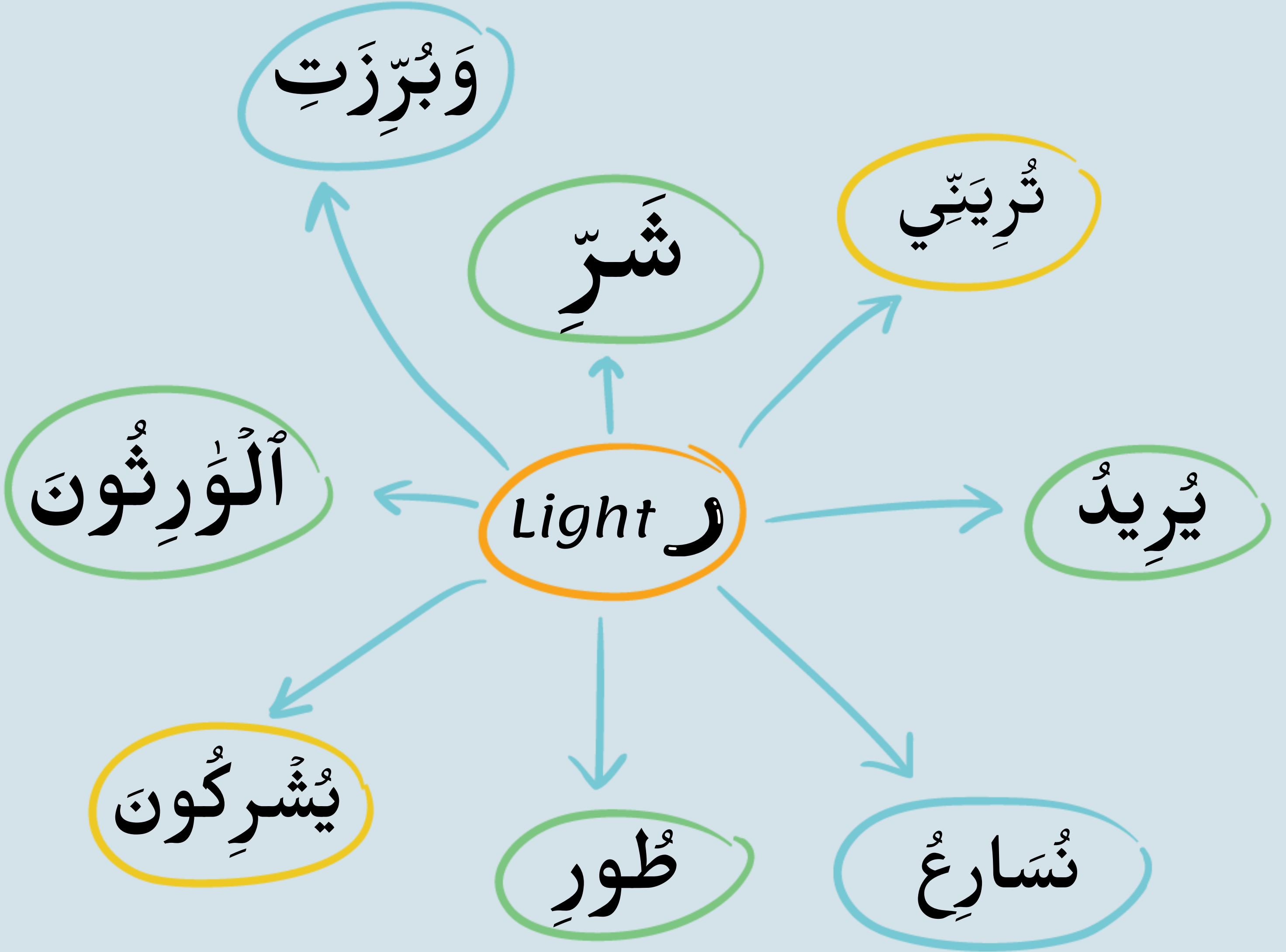


# 1




The Raa' has a Kasrah under it






# 2

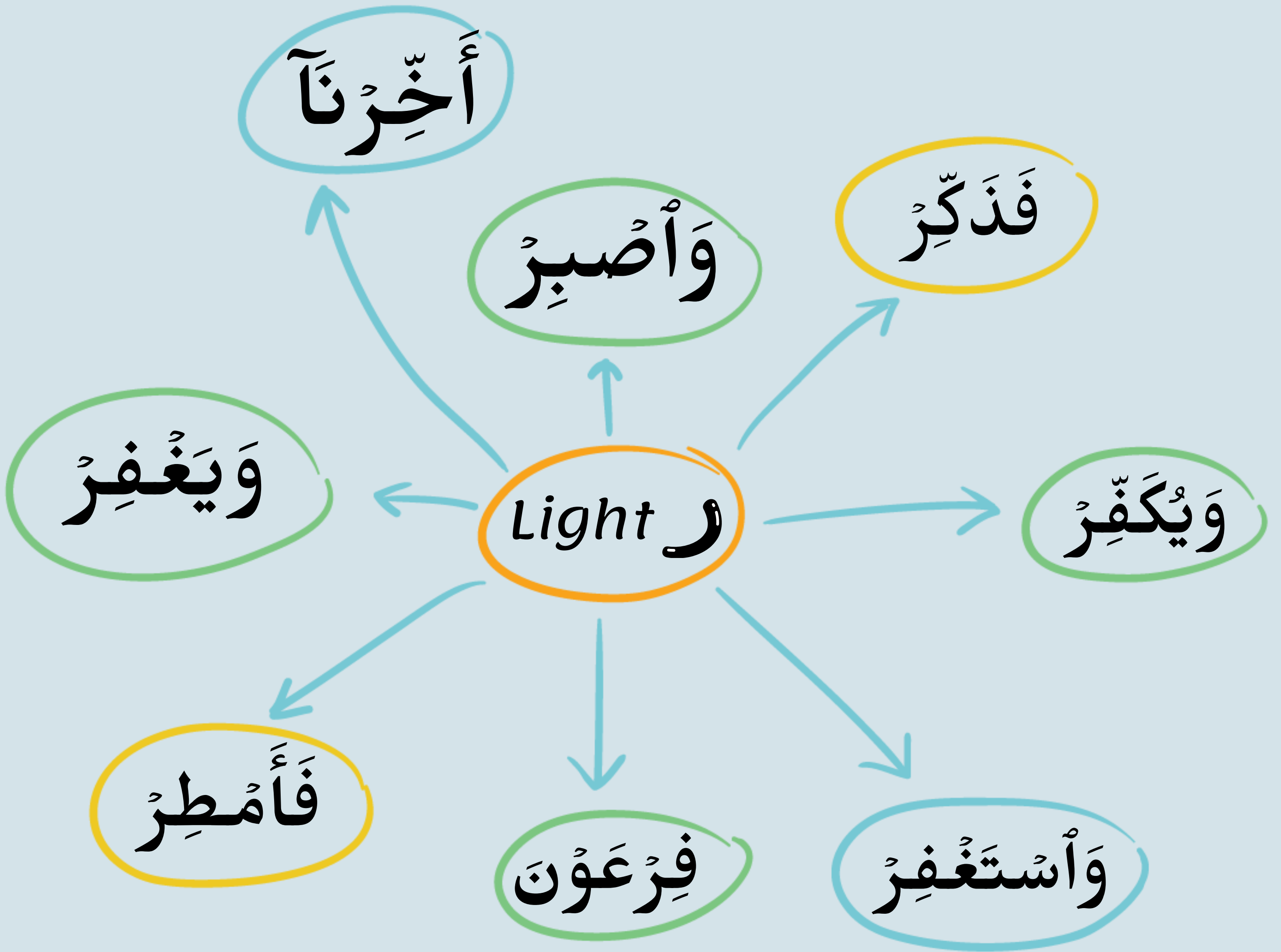


The Raa' has a Sukoon and is preceded by a letter with a Kasrah


A decorative graphic consisting of a blue hook-like shape at the top, a large orange curved line below it, and a blue horizontal bar at the bottom.

ا	ب	ت	ث	ج	ح	خ
د	ذ	ر	ز	س	ش	ص
ض	ط	ظ	ع	غ	ف	ق
ك	ل	م	ن	ه	و	ي





# 3




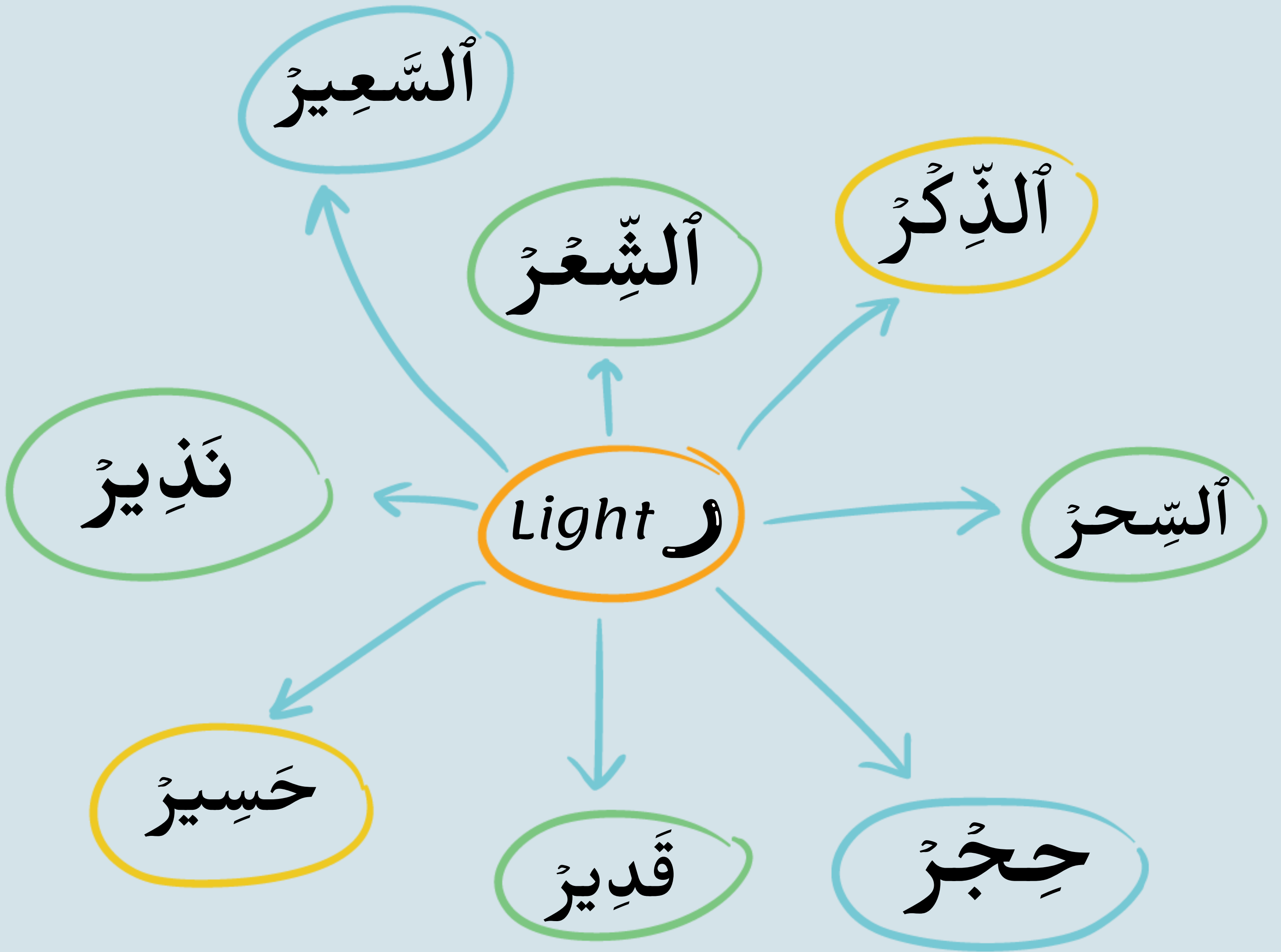
The Raa' has a Sukoon and the previous letter has a sukoon and they are preceded by a letter with a Kasrah



ا	ب	ت	ث	ج	ح	خ
د	ذ	ر	ز	س	ش	ص
ض	ط	ظ	ع	غ	ف	ق
ك	ل	م	ن	ه	و	ي

ا	ب	ت	ث	ج	ح	خ
د	ذ	ر	ز	س	ش	ص
ض	ط	ظ	ع	غ	ف	ق
ك	ل	م	ن	ه	و	ي








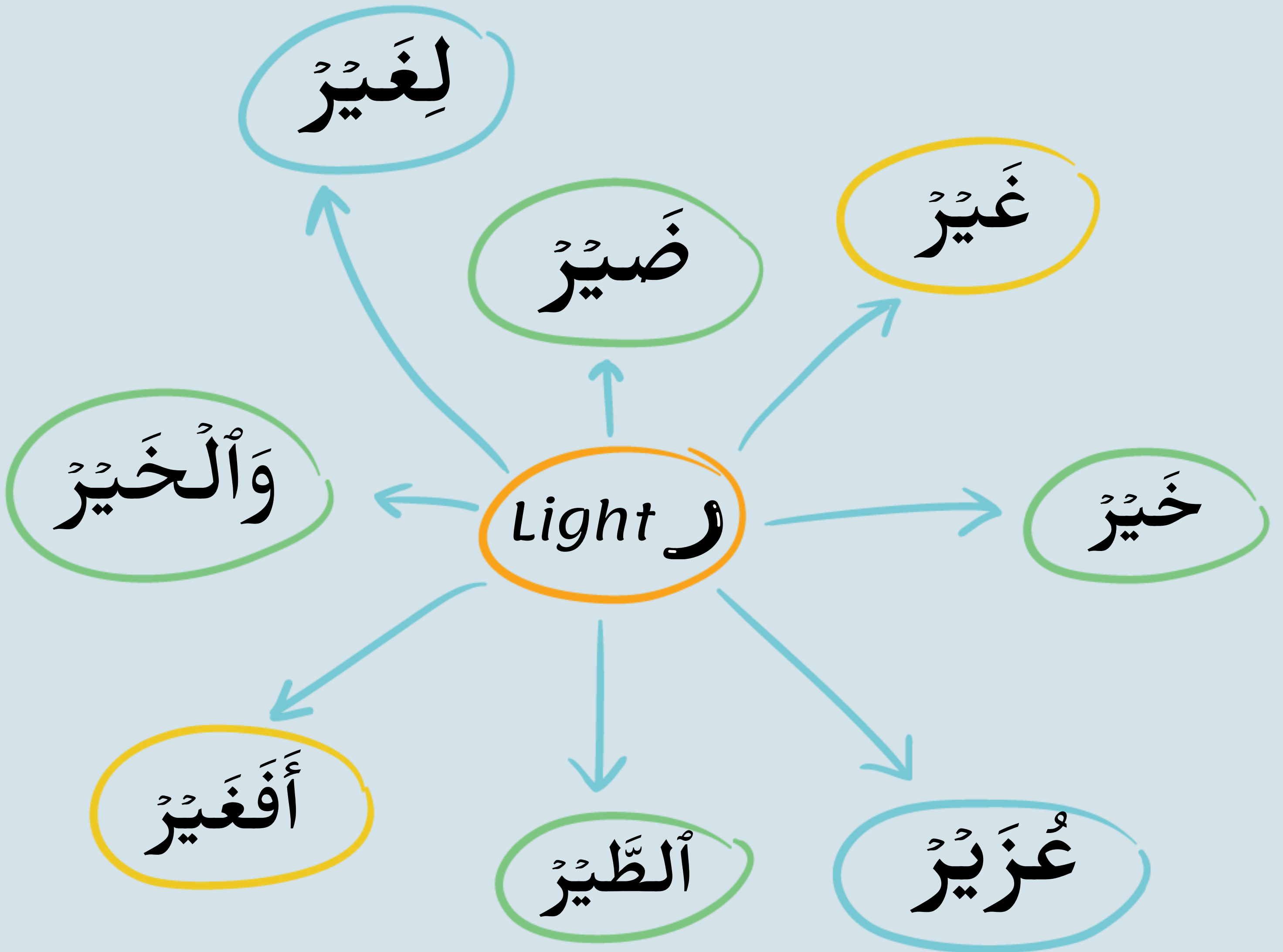
4



The Raa' has a sukoon and it is preceded by  
letter Yaa' يي Sakin.

ر







# Congratulations



**Now that you finished the  
Tajweed Jumpstart book,  
you're one step closer to  
mastering the Quran!**



You

got

this

TAJWEED

Jumpstart

SELECTED LESSONS FOR

**BEGINNERS**