



ADVANCED TAJWEED RULES

DON'T MISS

- 15 **Quraan Classes**
- 19 **Islamic Studies**
- 28 **Learning Arabic**
- 30 **Recitation with Tajweed**

September

Sun	Mon	Tue	Wed	Thu	Fri	Sat
-----	-----	-----	-----	-----	-----	-----

				1	2	3
4	5	6	7	8	9	10
11	12	13	14	15	16	17
18	19	20	21	22	23	24
25	26	27	28	29	30	

www.itqanquran.com

Itqan Quran Academy

Table of Contents.

By: itqan Academy

01

Rules of Meem sakinah



15

Rules of Noon sakinah



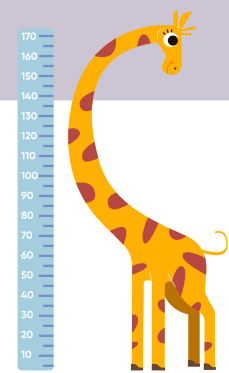
41

Rules of Tanween



61

Rules of Madd




131

The connecting Hamzah
(Hamzah Al-Qat')



136

The connecting Hamzah
(Hamzah Al-Wasl)



165

The Rules of the seven Alifs





The Meem Sakinah



As you know
we have
3 types of
letters

Vowel

Sakin

Mushaddad

Search the type of the letter... +

Meem Mushaddad

Meem Sakinah


Vowel Meem



The Meem Sakinah



WE HAVE 2 SHAPES OF
MEEM SAKINAH



Empty Meem

It's a meem without any sign
above it




Meem with Sukoon

It's a meem with a sukoon sign
above it

The Meem Sakinah



As a labial letter, meem  corresponds to the sound made by the two lips when they come into contact

In the case of meem Sakinah there are 3 possible rules apply:



**Ikhfaa'
Shafawi**



**Idgham
Shafawi**



**Izhaar
Shafawi**

The Meem Sakinah

15 : 25

Thursday, May 27

REMINDER

2m ago

Meem Sakinah rules depend on the letter that follows the letter Meem Sakin.


The Meem Sakinah



FIRST: IKHFAA' SHAFAWI


- In Arabic, the word Ikhfaa' means: to hide
- The letter of Ikhfaa' shafawi

is: ب



• Method of pronunciation:

- ⚡ This rule is applied when a letter ب follows the meem Sakinah.
- ⚡ We should hide the Meem and pronounce it with Ghunnah and this Ghunnah should be for 2 beats.



The Meem Sakinah



FIRST: IKHFAA' SHAFAWI

We have 2
methods to
pronounce the
Ikhfaa':



stick the lips
together


If you stick your lips
together, you can
pronounce Ikhfaa',
which is similar to
Meem Mushaddadah.

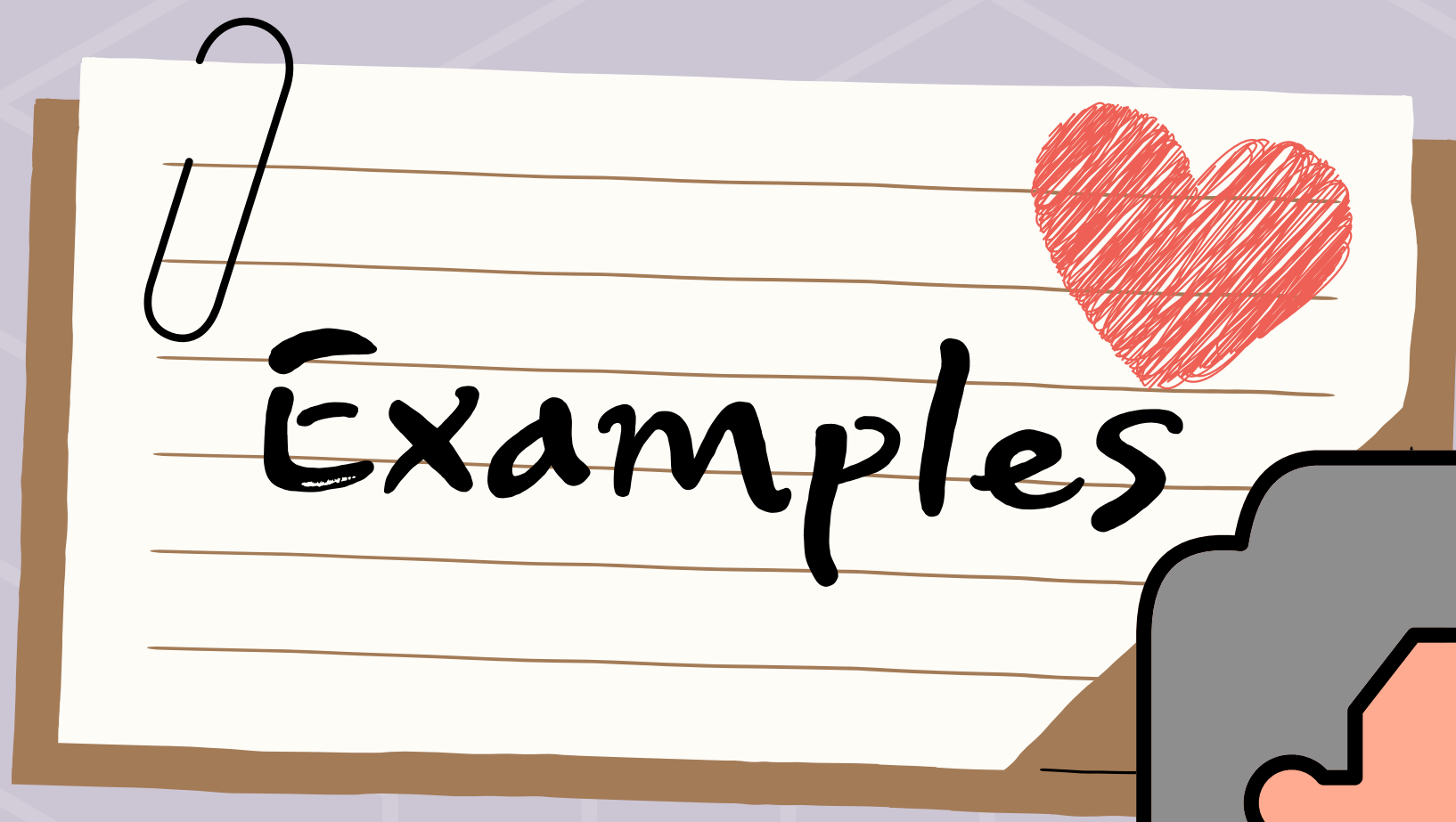


leave a minimal
distance



You can leave a
minimal distance
(like letting a sheet
pass, for example.)





عَلَيْهِمْ **رَمِ** بُنَيْنًا

تَرْمِيهِمْ **رَمِ** بِحِجَارَةٍ

جَاءَكُمْ **رَمِ** بُرْهَنٌ

نُورُهُمْ **رَمِ** بَيْنَ

أَمْ لَكُمْ **رَمِ** بَرَاءَةٌ

أَنْذَرَهُمْ **رَمِ** بَطْشَتَنَا

تَأْتِيَهُمْ **رَمِ** بَغْتَةً

هُمْ **رَمِ** بِالسَّاهِرَةِ

عَلَيْهِمْ **رَمِ** بِأَنِيَّةٍ

مِنْهُمْ **رَمِ** بَطْشًا




It's
OKAY
to take a
BREAK

@itqan academy

Home

Images

More



How to stay motivated while studying ?



Set goals



Take a break



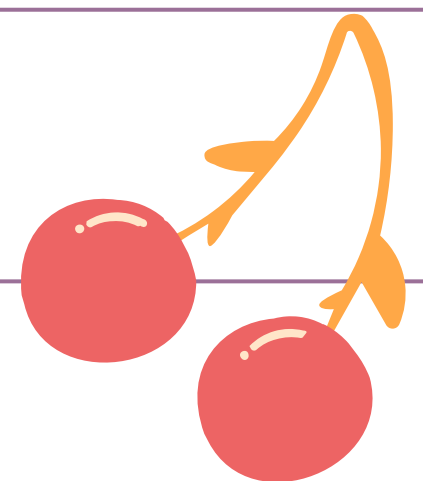
Have a proper study space



Avoid multitasking



Get some tea



www.itqanquran.com



Hadith

The Prophet

(ﷺ)


said

**"Allah makes the
way to Jannah easy
for him who treads
the path in search
of knowledge."**

[Muslim]



Back to Tajweed



There are people who talk
about optimism, we always
need them near us.

The Meem Sakinah

SECOND: IDGHAM SHAFAWI

- In Arabic, the word Idgham means: to merge


- The letter of Idgham Shafawi is: م


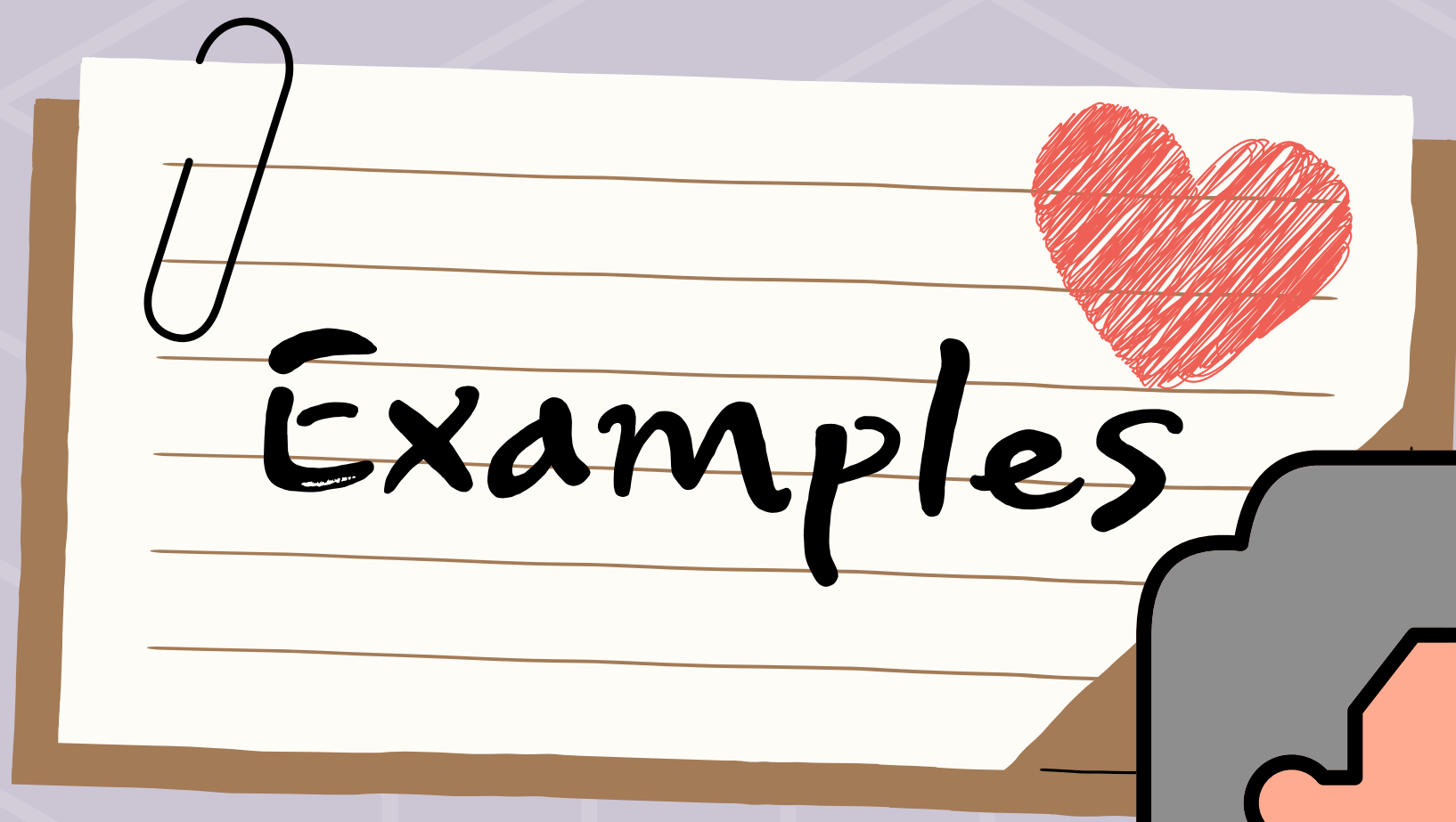


- **Method of pronunciation:**

- ⚡ This rule is applied when a letter م follows the meem Sakinah.

- ⚡ We should merge the 2 Meem together and pronounce them as one meem with Ghunnah for 2 beats.





وَعَامَنَّهُمْ مِّنْ

أَظَعَمَهُمْ مِّنْ

وَرَأَيْهِمْ مَّحِيْطٌ

عَلَيْهِمْ مَّوْضِدَةٌ

رَبِّهِمْ مُّشْفِقُونَ

أَنَّهُمْ مَّبْعُوْثُونَ

نَخْلُقْكُمْ مِّنْ

فَهُمْ مِّنْ

وَلَكُمْ مَّا

عَلَيْكُمْ مَّدْرَارًا



Note:

An empty meem indicates
Ikhfaa' or Idgham

Ikhfaa' Shafawi

when the
empty meem
Sakinah is
followed by
the letter:

ب


Idgham Shafawi

when the
empty meem
Sakinah is
followed by
the letter:


م

The Meem Sakinah

THIRD: IZHAR SHAFAWI


- In Arabic, the word  izhar means: to make clear
- The letters of Izhar Shafawi are: All the Arabic letters except ب & م
- **Method of pronunciation:**
 - ☞ This rule is applied when the other 26 letters follow the meem Sakinah.
 - ☞ the meem as sakinah is pronounced normally and distinctly without a 2-beat ghunna.






Note:

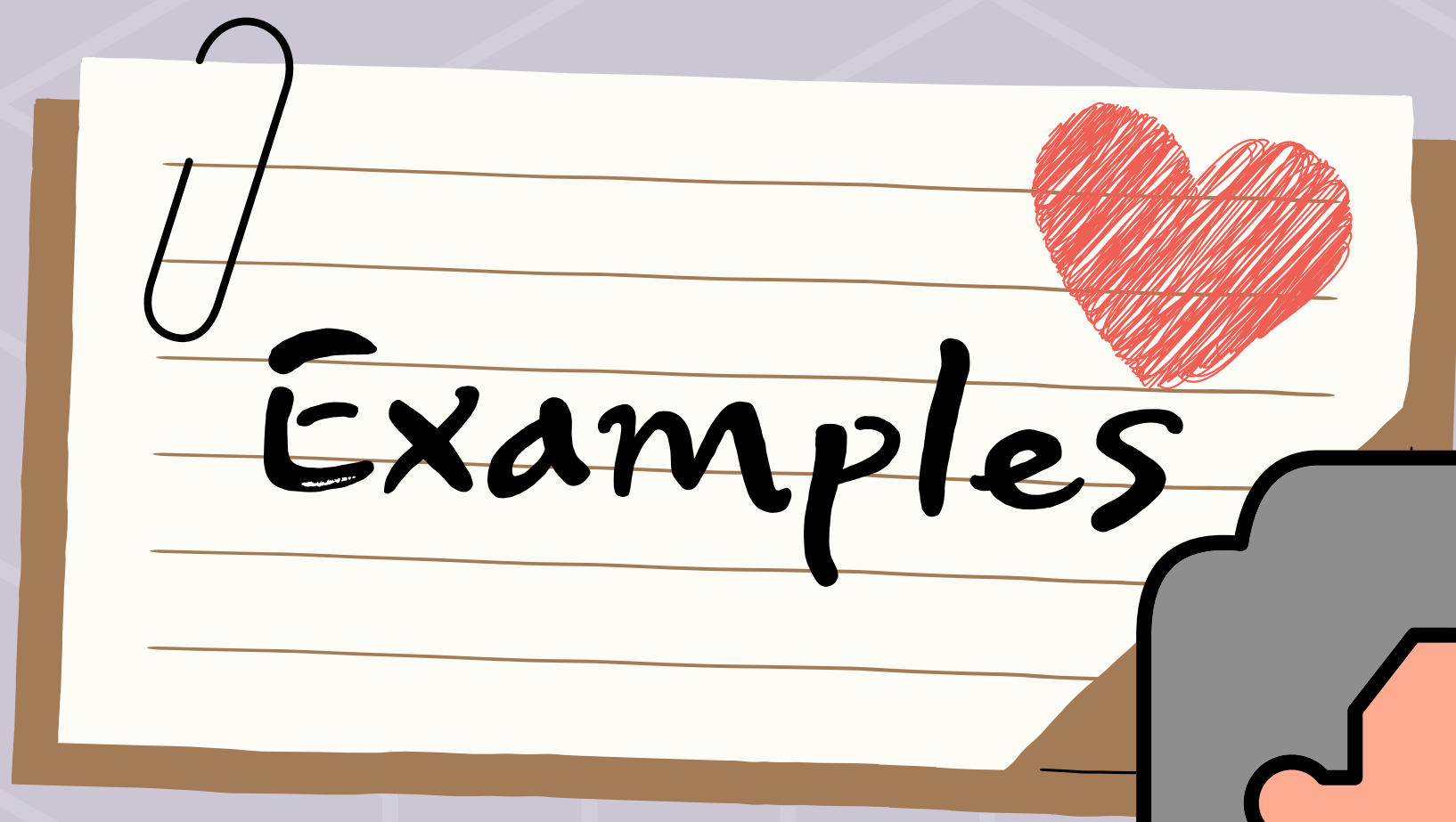
Meem with a sukoon sign above
it indicates Izhaar



**Izhar
Shafawi**

when you see
the letter Meem
with a Sukoon
sign above it,
this will be for
sure an Izhaar
Shafawi





لَكُمْ دِينُكُمْ

أَنْتُمْ عِبْدُونَ

هُمْ يَرَاءُونَ

صَلَاتِهِمْ سَاهُونَ

هُمْ شَرُّ

كَيْدَهُمْ فِي

جَزَاؤُهُمْ عِنْدَ

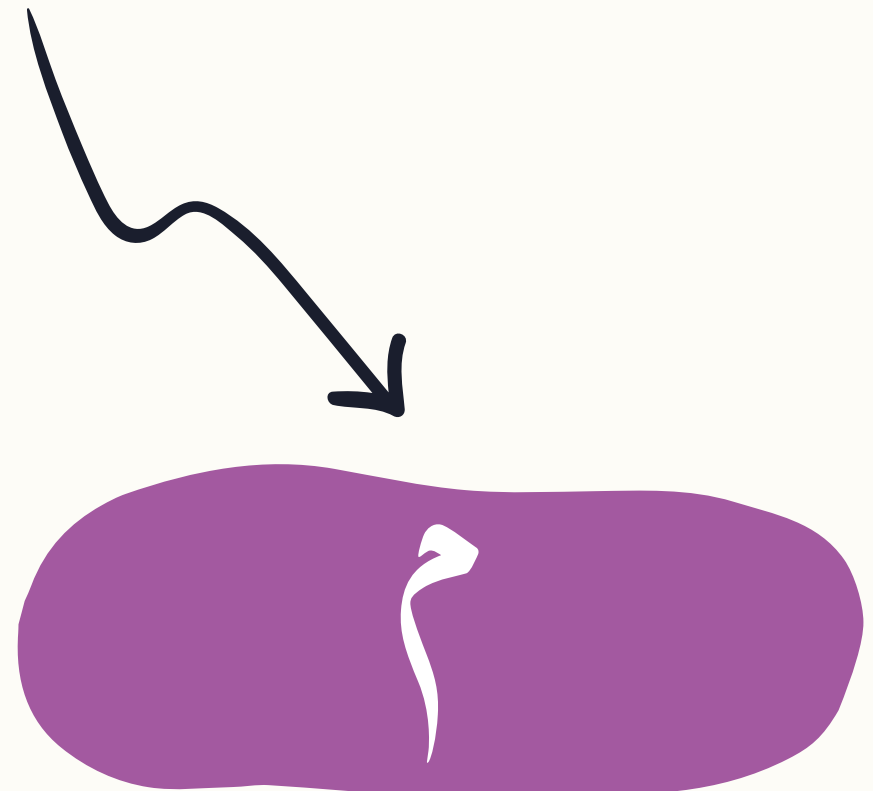
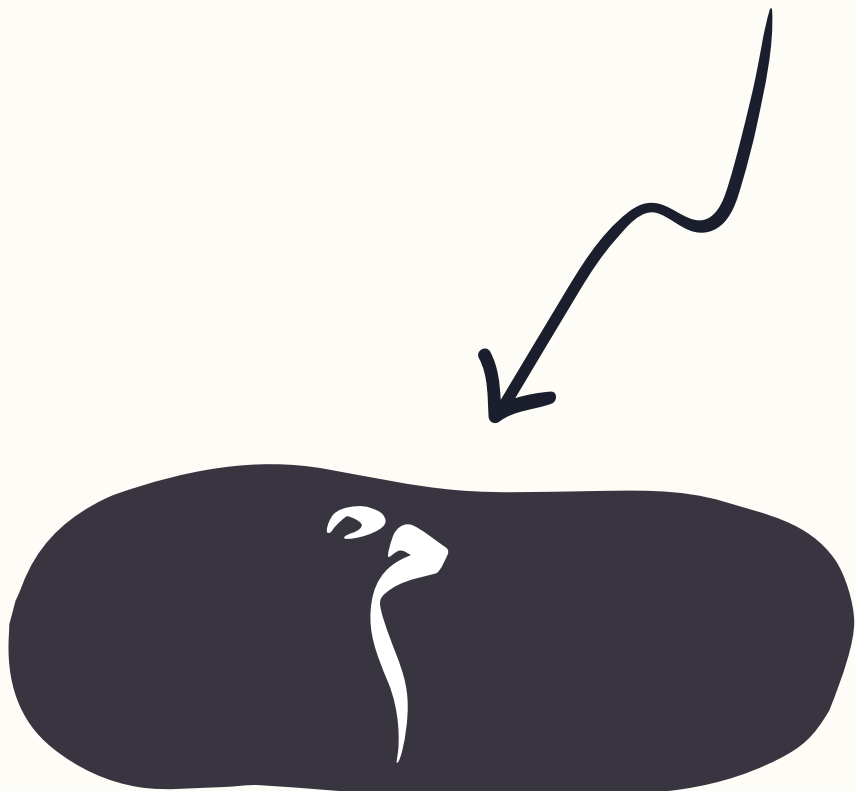
هُمْ خَيْرُ

فَلَهُمْ أَجْرٌ

عَنْهُمْ وَرَضُوا

The Meem Sakinah

Mind Map



Izhar Shafawi


- You will see the Sukoon
- meem + rest of letters
- There is no Ghunnah

Ikhfaa' Shafawi

- There is no Sukoon
- meem + Letter ب
- There is a Ghunnah

Idgham Shafawi

- There is no Sukoon
- meem + Letter م
- There is a Ghunnah





The Noon Sakinah



As you know
we have
3 types of
letters

Vowel

Sakin

Mushaddad

Search the type of the letter... +

Noon Mushaddad

Noon Sakinah

Vowel Noon



The Noon Sakinah

3

WE HAVE 3 SHAPES OF
NOON SAKINAH



ن

Empty Noon

It's a noon without any sign
above it

نْ

Noon with Sukoon

It's a noon with a sukoon sign
above it

نِ


Noon with tiny meem

It's a noon with a tiny meem
letter above it

The Noon Sakinah



Part of the Noon sound comes from the mouth whilst the other part comes from the nose.

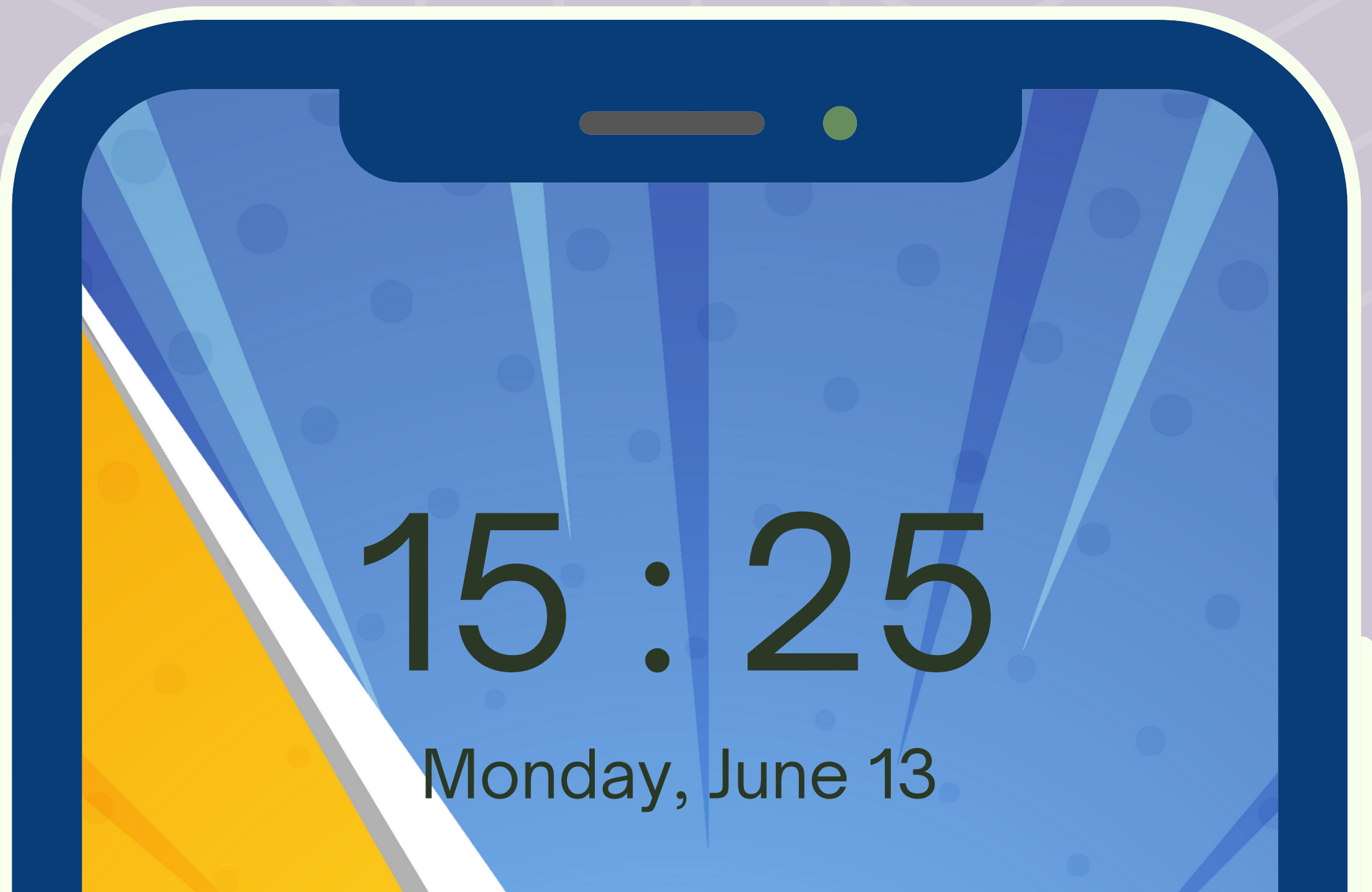


In the case of Noon Sakinah there are 4 possible rules apply:



- **Izhaar**
- **Idgham**
- **Iqlab**
- **Ikhfaa'**

The Noon Sakinah



REMINDER

2m ago

Noon Sakinah rules depend on the letter that follows the letter Noon Sakin.

The Noon Sakinah

FIRST: IZHAR



- In Arabic, the word Izhhar means: to make clear
- The letters of Izhhar are:

ح غ ح ع ه ه

• Method of pronunciation:

- ⚡ This rule is applied when the six throat letters follow the Noon Sakinah.
- ⚡ the Noon sakinah is pronounced normally and distinctly without a 2-beat ghunna.

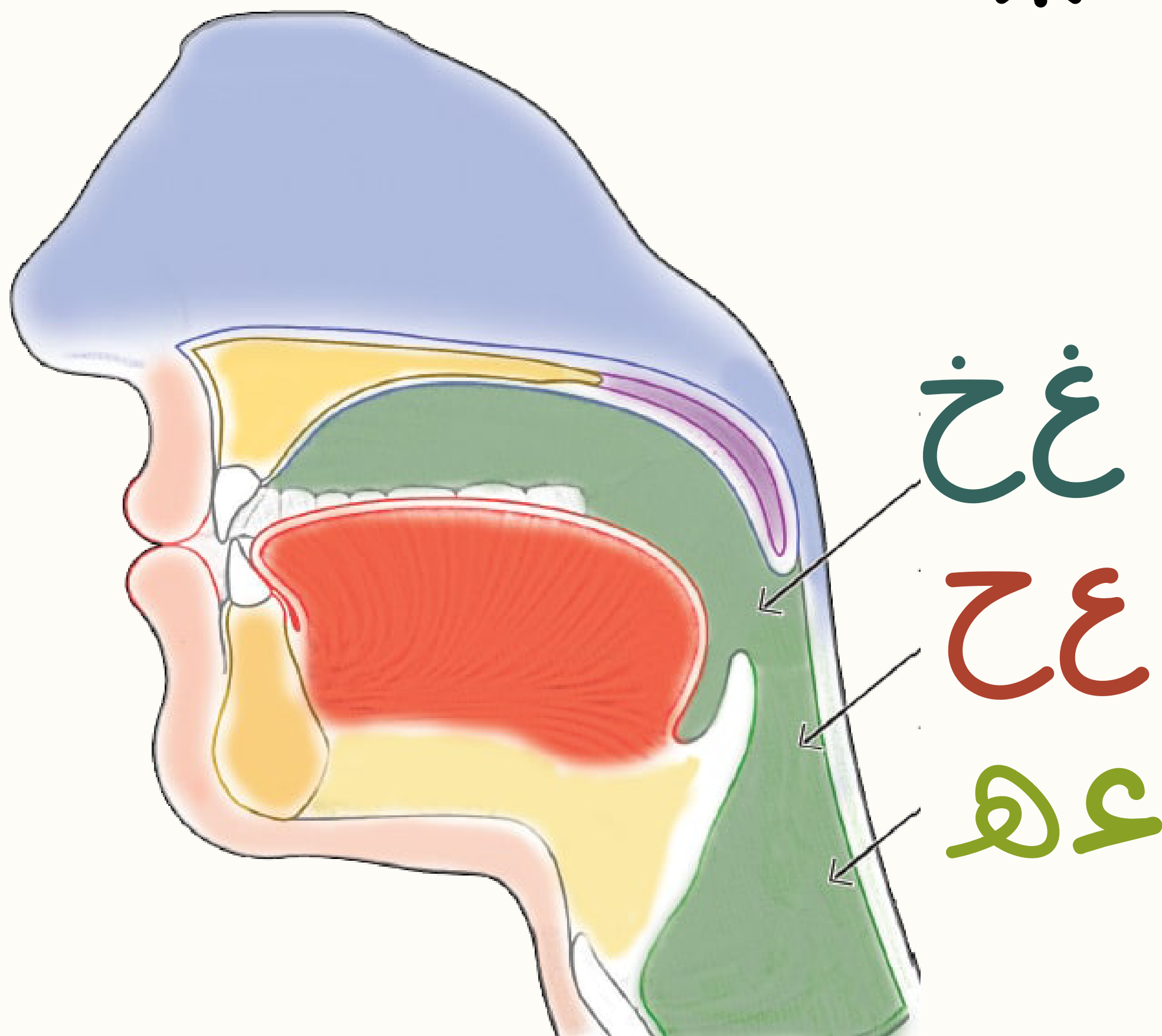




The Noon Sakinah

Note:

As you see the 6 letters of Izhar are the Throat letters.

Do you remember?






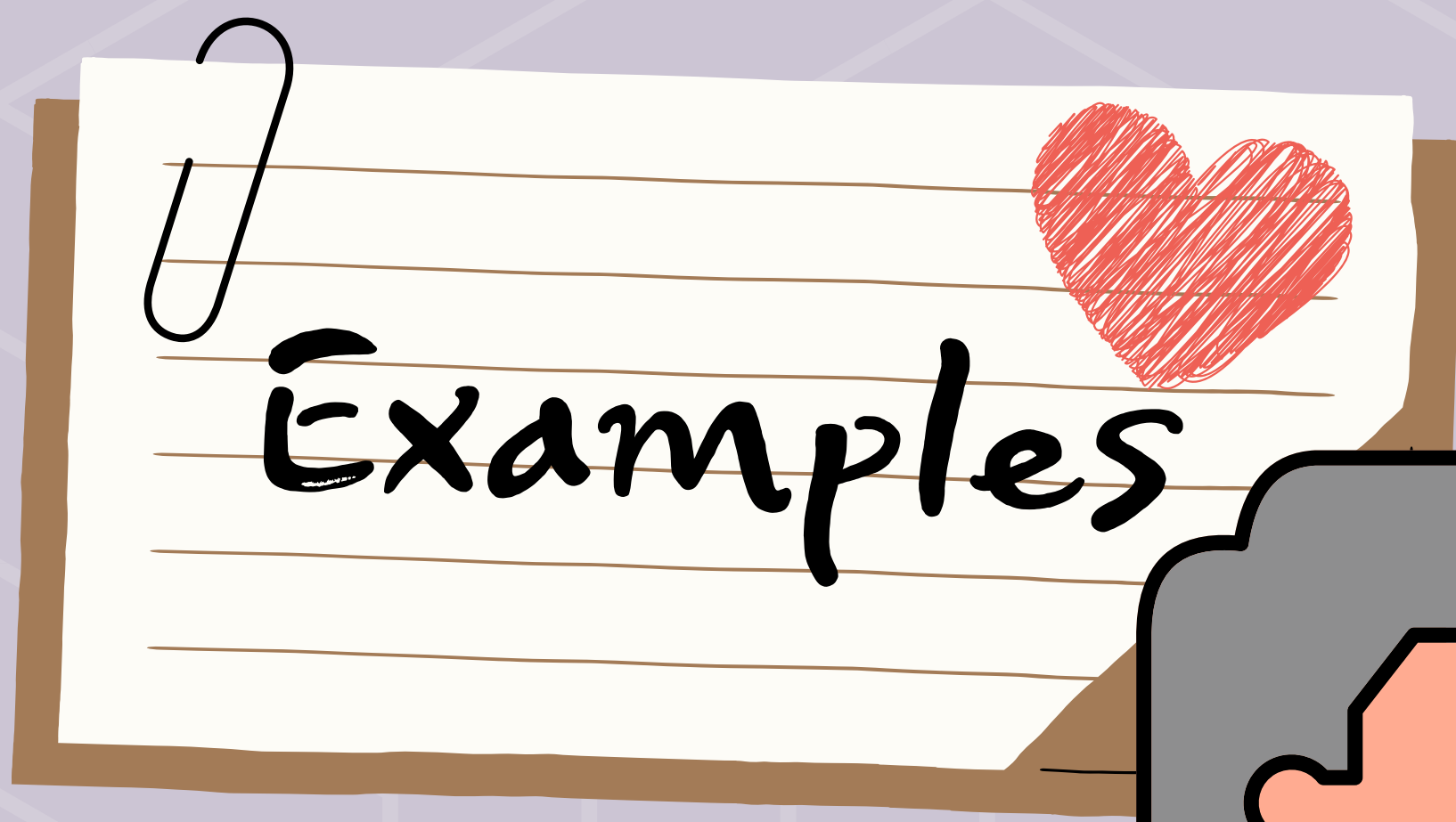
Note:

Noon with a sukoon sign above it indicates Izhaar



when you see
the letter Noon
with a Sukoon
sign above it,
this will be for
sure an Izhaar.





مِنْ عَيْنٍ

أَنْعَمْتَ

وَيَنْوُونَ

يَنْهَوُونَ

فَسَيَنْغَضُّونَ

وَأَنْحَزُّ

مِنْ عَائِتٍ


وَالْمُنْخَنِقَةُ

وَمَنْ أَظْلَمُ

عَنْهُمْ

The Noon Sakinah

SECOND: IDGHAM

- In Arabic, the word  Idgham means: to merge

- The letters of Idgham are:


يَرْمُلُونَ

- Method of pronunciation:


!!! This rule is applied when the letters of Idgham follow the noon Sakinah.

ي، ر، م، ل، و، ن

!!! We should merge the Noon with the following letter




The Noon Sakinah



HOW TO MAKE AN IDGHAM?

!!! If the noon sakin is followed by one of these 6 letters: **يَرْمُلُونَ**

The reader should skip the Noon and pronounce the following letter as Mushaddad



The Noon Sakinah

SECOND: IDGHAM

We have
2 types of
Idgham:



Idgham with
Ghunnah

If the noon sakin is
followed by one of
these 4 letters:

يَنْمُو



Idham without
Ghunnah

If the noon sakin is
followed by one of
these 2 letters:

ر ، ل

The Noon Sakinah

Note:

As you know the letters of Idgham are : **يَرْمُلُونُ**

4 of them are with Ghunnah: **يَنْمُو**
& 2 of them are not: **ر ، ل**

Ghunnah in Idhgam

Letter ي	<input checked="" type="checkbox"/>
Letter ر	<input type="checkbox"/>
Letter م	<input checked="" type="checkbox"/>
Letter ل	<input type="checkbox"/>
Letter ن	<input checked="" type="checkbox"/>
Letter و	<input checked="" type="checkbox"/>

The Noon Sakinah

SECOND: IDGHAM



1- Idgham with Ghunnah: يَنْمُو

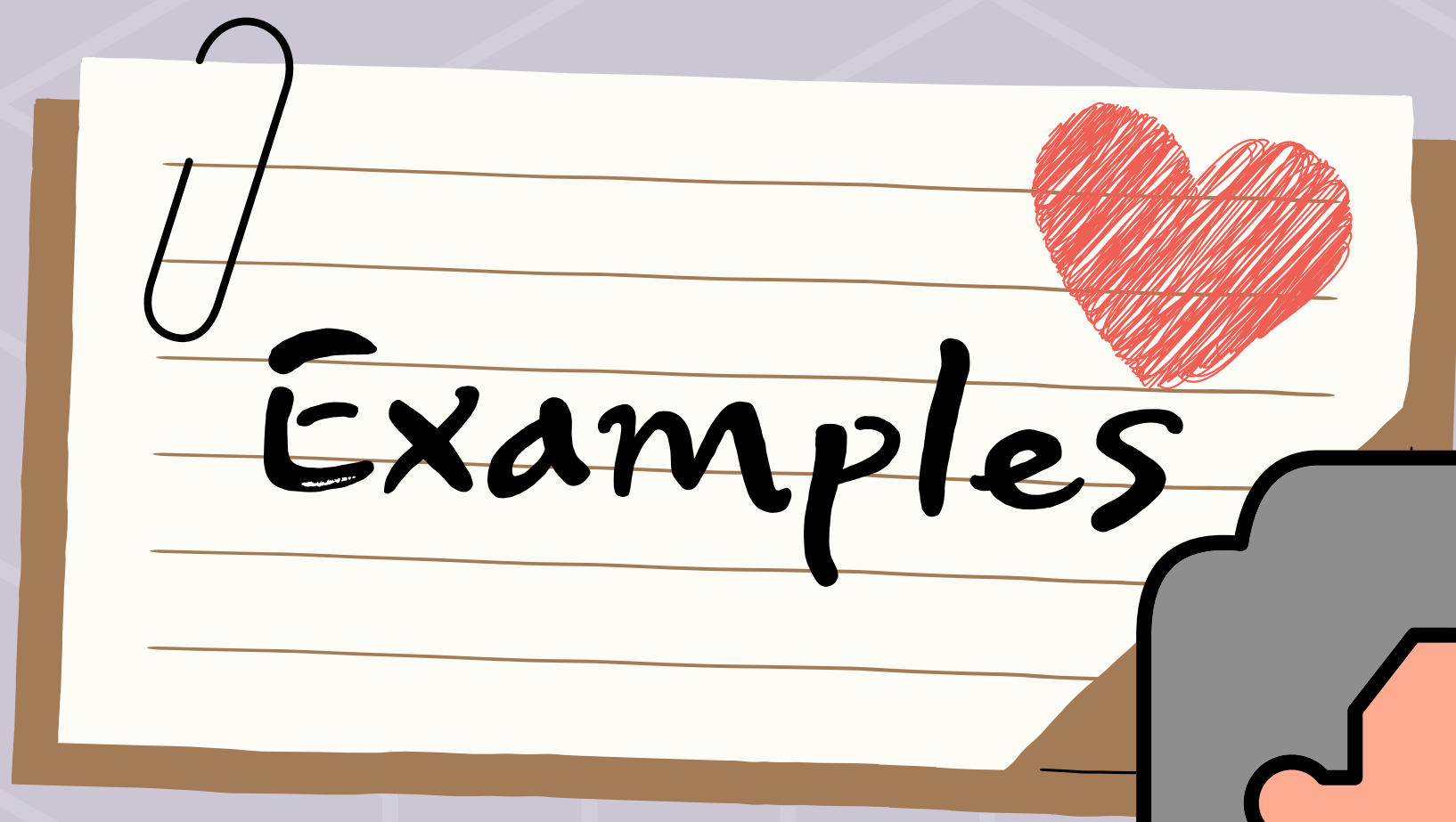
If the Noon Saakin is followed by any of these four letters, the reciter should make Idghaam with Ghunnah.

Method of pronunciation:

Skip the Noon Saakin and pronounce the following letter with Ghunnah (from the nasal cavity).

Gunnah for
2 beats
(Seconds)





أَنْ يَبْعَثَكَ

أَنْ يَخْذِفَ

لَنْ نُؤْمِنَ

مِنْ نَخِيلٍ

وَمَنْ مَعَهُ

مِنْ مَشْهَدٍ

مِنْ وَرَائِي

مِنْ وَلَدٍ

أَنْ يَمْسِكَ

مَنْ وَجَدَ

The Noon Sakinah

NO!

SECOND: IDGHAM

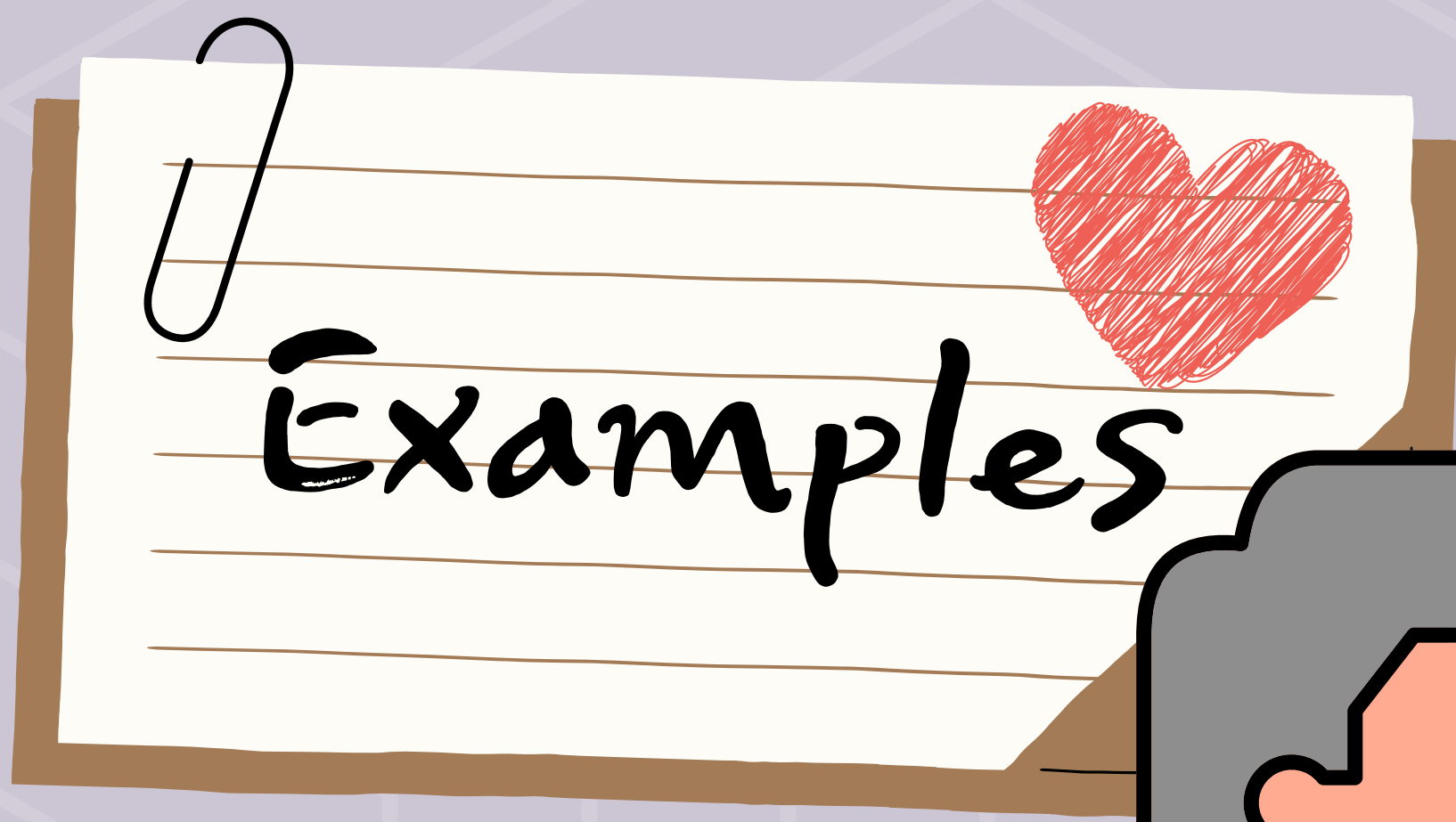
2- Idgham without Ghunnah: ج , ح

If the Noon Sakin is followed by any of these two letters, there is no Ghunnah whilst making the Idgham.

Method of pronunciation:

Skip the Noon Sakin and pronounce the following letter without Ghunnah.





مِنْ رُّوحٍ

يَكُنْ لَهُ

مِنْ رَأْسِهِ

وَلَكِنْ لَيَبْلُوَكُمْ

مِنْ رَبِّكَ

وَلَئِنْ لَمْ


أَنْ رَعَا

مَنْ لَعَنَهُ

مِنْ رُسُلِنَا

إِنْ لَبِثْتُمْ

The Noon Sakinah



THIRD: IQLAB

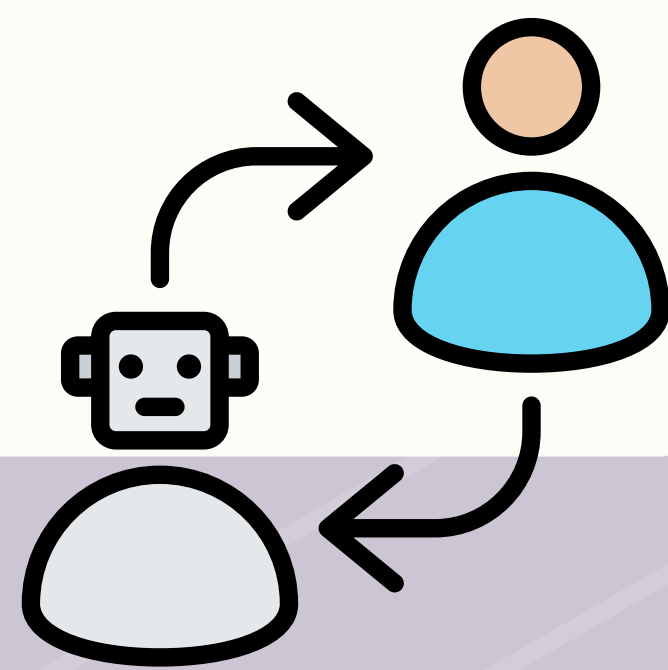


- In Arabic, the word Iqlab means: to convert
- The letter of Iqlab is:



- **Method of pronunciation:**

- ⚡ This rule is applied when the letter م of Iqlab follows the noon Sakin.
- ⚡ We should convert the letter Noon Sakin into the letter Meem Sakin with Ghunnah for 2 beats.






Note:

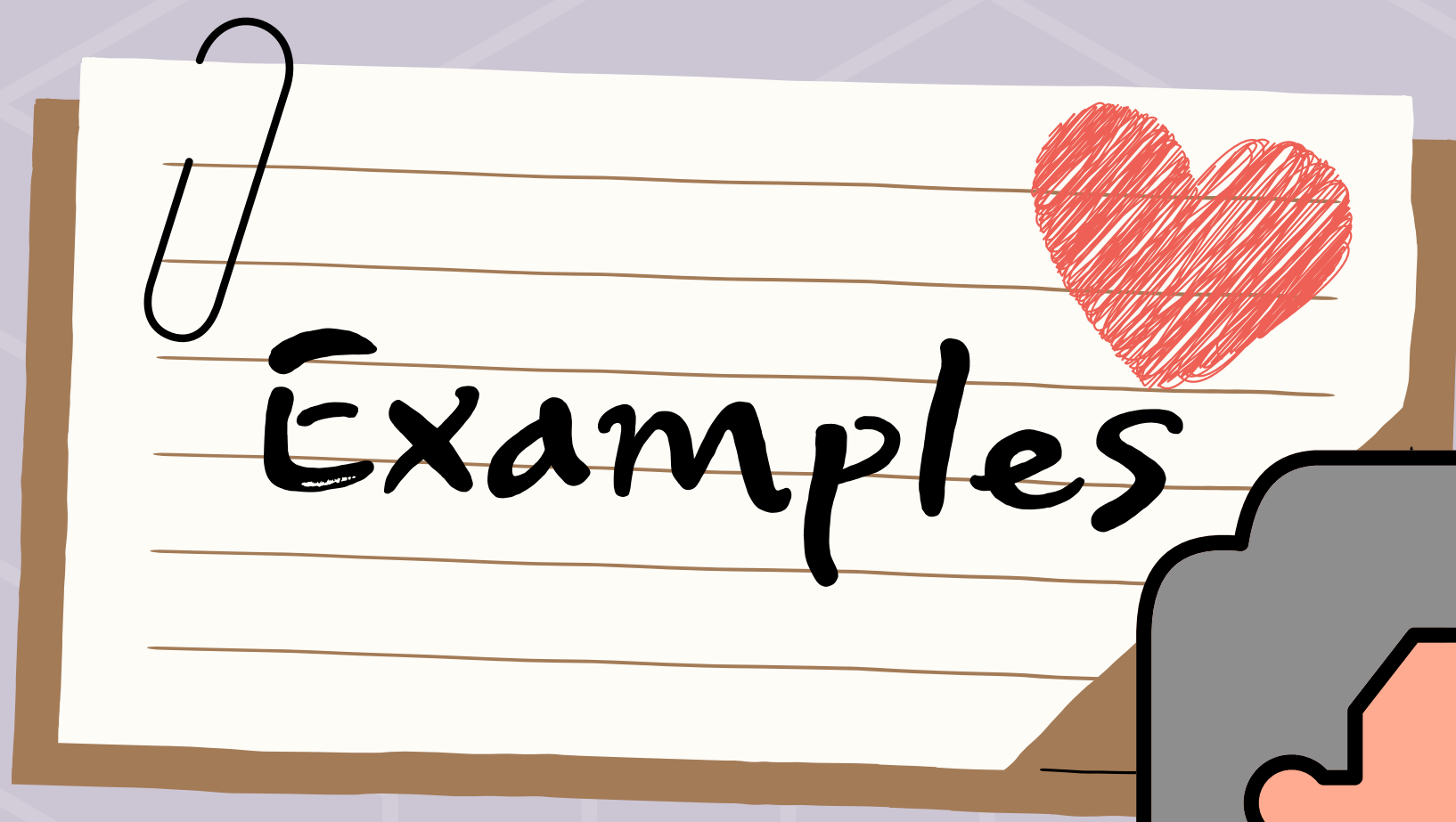
Noon with a tiny Meem letter
above it indicates Iqlab



Iqlab

when you see
the letter Noon
with a tiny
Meem letter
above it, this
will be for sure
an Iqlab.





مِنْ بَعْدِ

لَيُنْبَذَنَّ

فَمَنْ بَدَّلَهُ

مِنْ بَقْلِهَا

الْأَنْبِيَاءِ

مِنْ بَعْضِ

وَأَنْبَتَهَا

أَنْبَاءِ

تُنْبِتُ

أَنْبِؤُنِي

The Noon Sakinah



FOURTH: IKHFAA'



- In Arabic, the word Ikhfaa' means: to hide

- The letters of Ikhfaa' are:

ت ث ج د ذ ز س ش

ص ض ط ظ ف ق ك

- Method of pronunciation:

🎵 This rule is applied when the letters of Ikhfaa' follow the noon Sakinah.

★ any letter other than the letters of Izhar, Idgham or Iqlab

🎵 We should hide the Noon with Ghunnah for 2 beats.



The Noon Sakinah




FOURTH: IKHFAA'

We have 2 methods to pronounce the Ikhfaa':



The following letter is a heavy letter

if the Noon Sakin is followed by a heavy letter, the sound of Ghunnah should be also heavy.



The following letter is a light letter

if the Noon Sakin is followed by a light letter, the sound of Ghunnah should be also light.




The Noon Sakinah

Note:

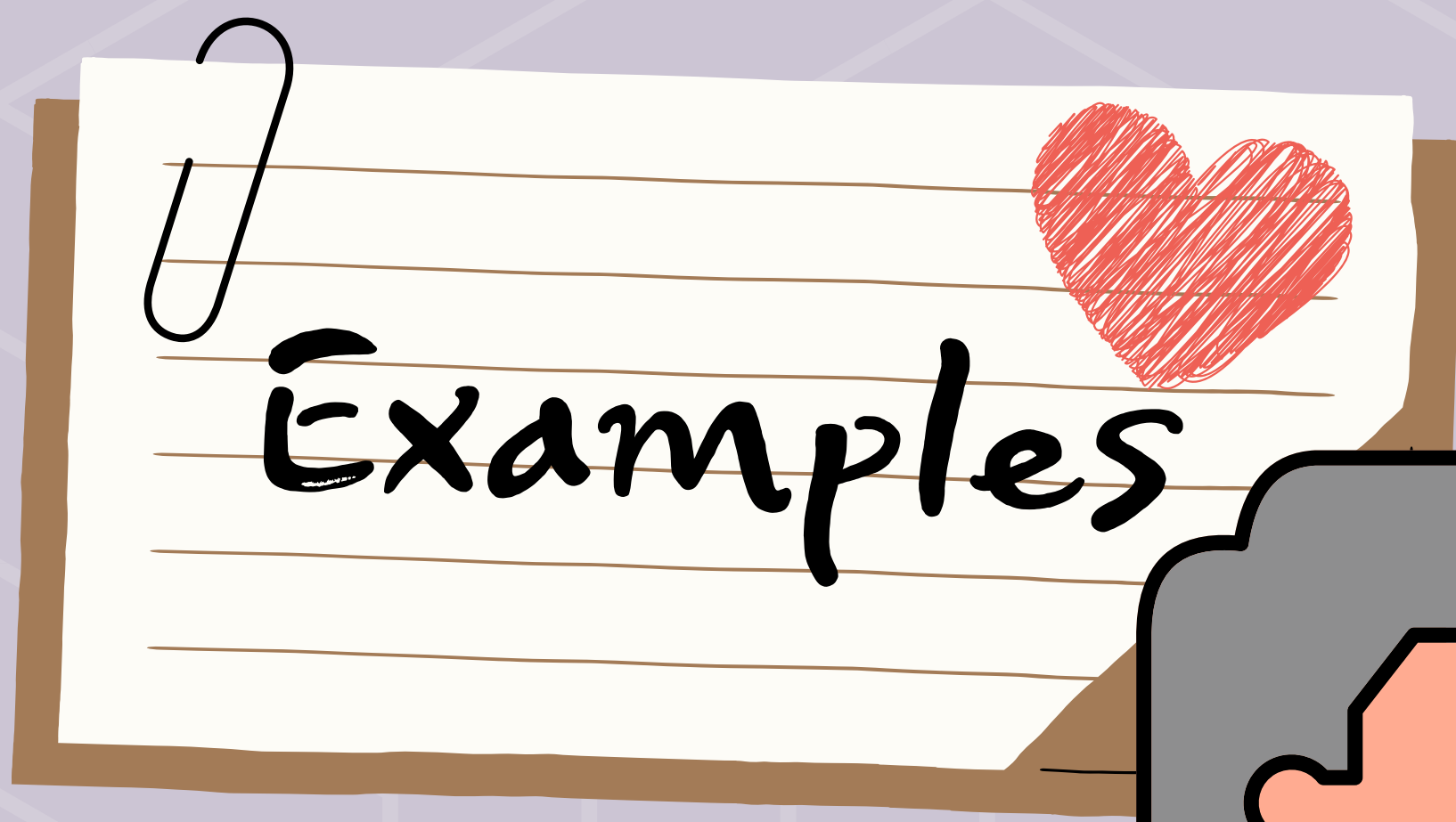
- As you know the Ikhfaa' letters are :

ت ث ج د ذ ز س ش
ص ض ط ظ ف ق ك

/// In order to pronounce
the Ikhfaa' correctly: 

place your tongue at the point of
articulation of the Ikhfaa letter
and pronounce the Ghunnah.





يُنْصَرُونَ

تَنْظُرُونَ

يَنْقَلِبُ

مِنْ طَيِّبَاتٍ

مَنْصُودٍ

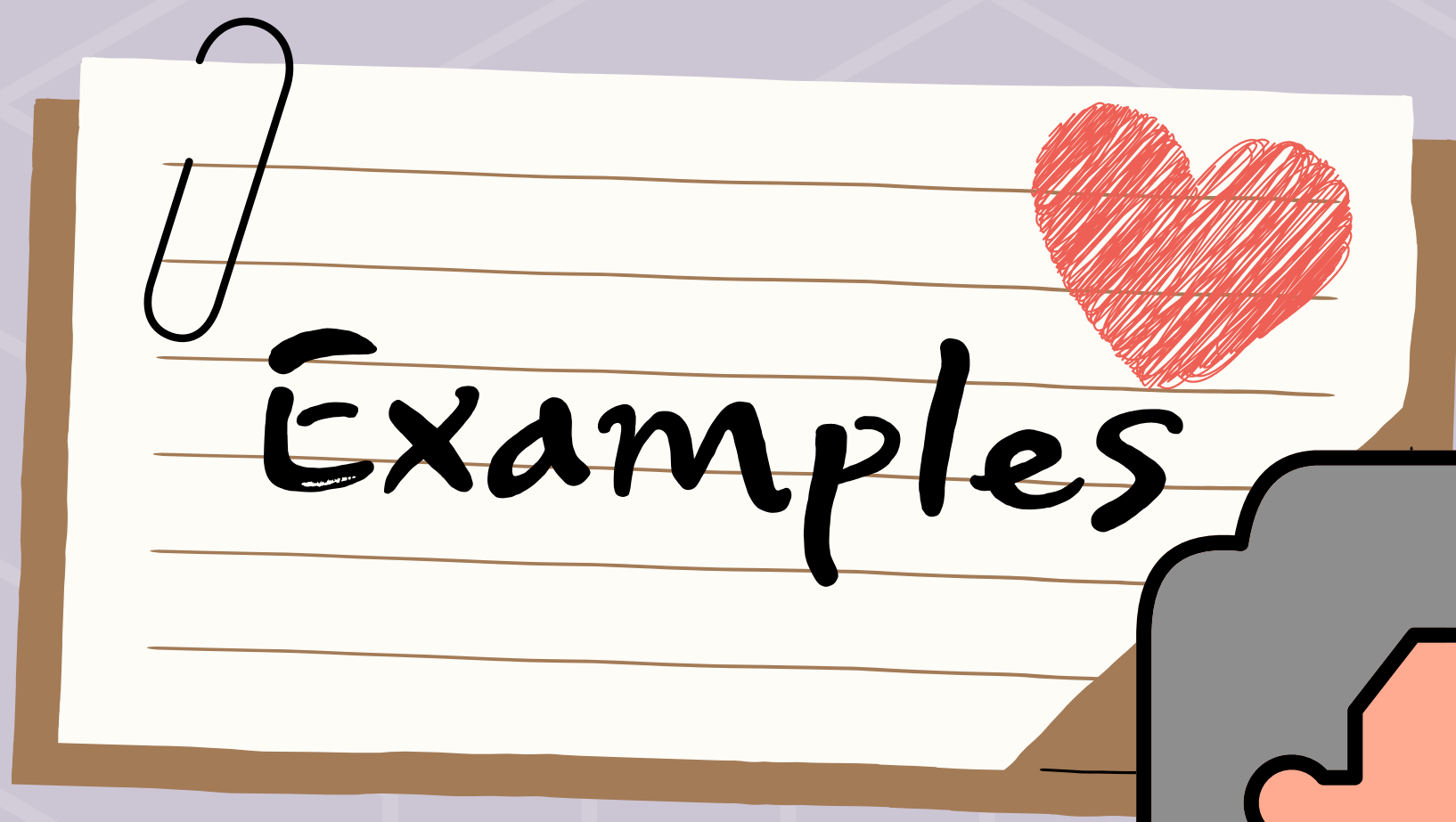
مَنْ ضَلَّ

أَنْصِتُوا

مِنْ ضَرِيعٍ

أَنْقَضَ

أَنْظَلِقُوا



يَنْتَه

سُنْدُيس

مِنْ سِجِّيلٍ

زَنْجَبِيلًا

مَنْثُورًا

مُنْذِرٌ


مِنْ شَرٍّ

مِنْ فُطُورٍ

عَنْكُمْ

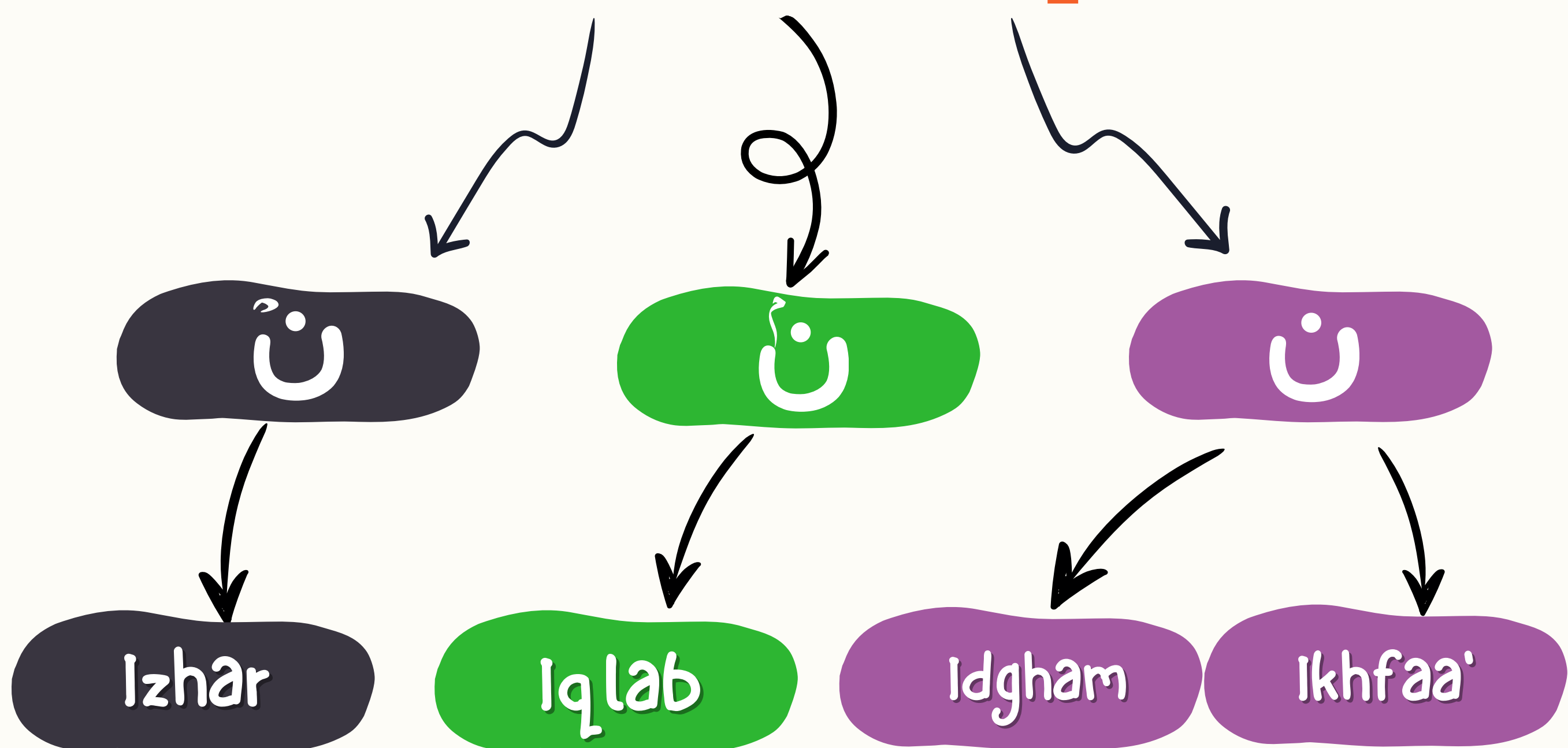
فَإِنْ زَلَلْتُمْ

The Noon Sakinah



The Noon Sakinah

Mind Map

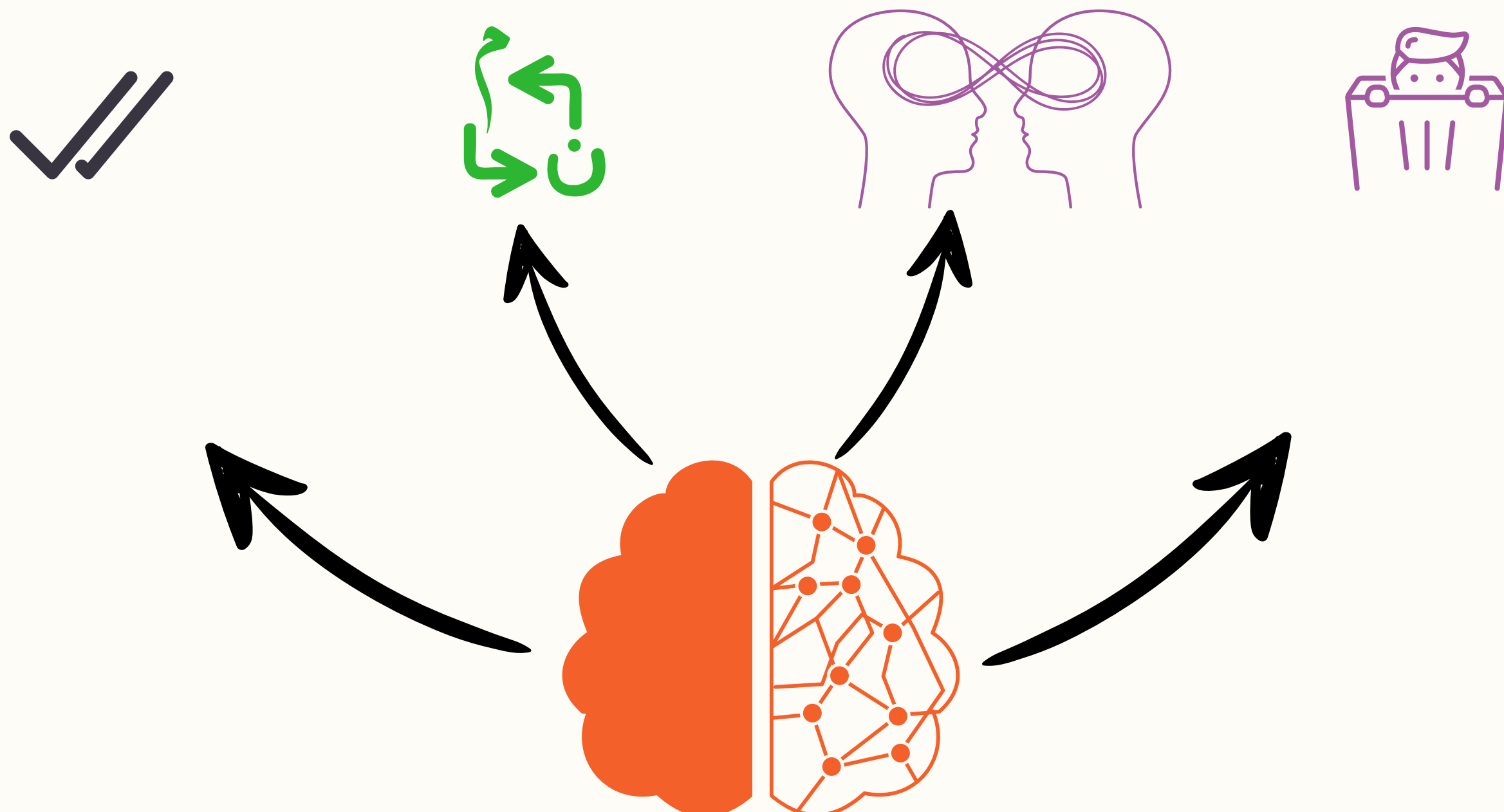


- You will see the Sukoon
- Noon + ع ح غ خ
- There is no Ghunnah

- You will see a tiny meem
- Noon + Letter ب
- There is a Ghunnah

- There is no Sukoon
- Noon + ي ر م ل و ن
- There is a Ghunnah

- There is no Sukoon
- Noon + rest of the letters
- There is a Ghunnah



The Tanween



The Taween is called nunation and stands for an extra ن at the end of the word, which you pronounce but do not write. It practically means that you add a pronounced "n"


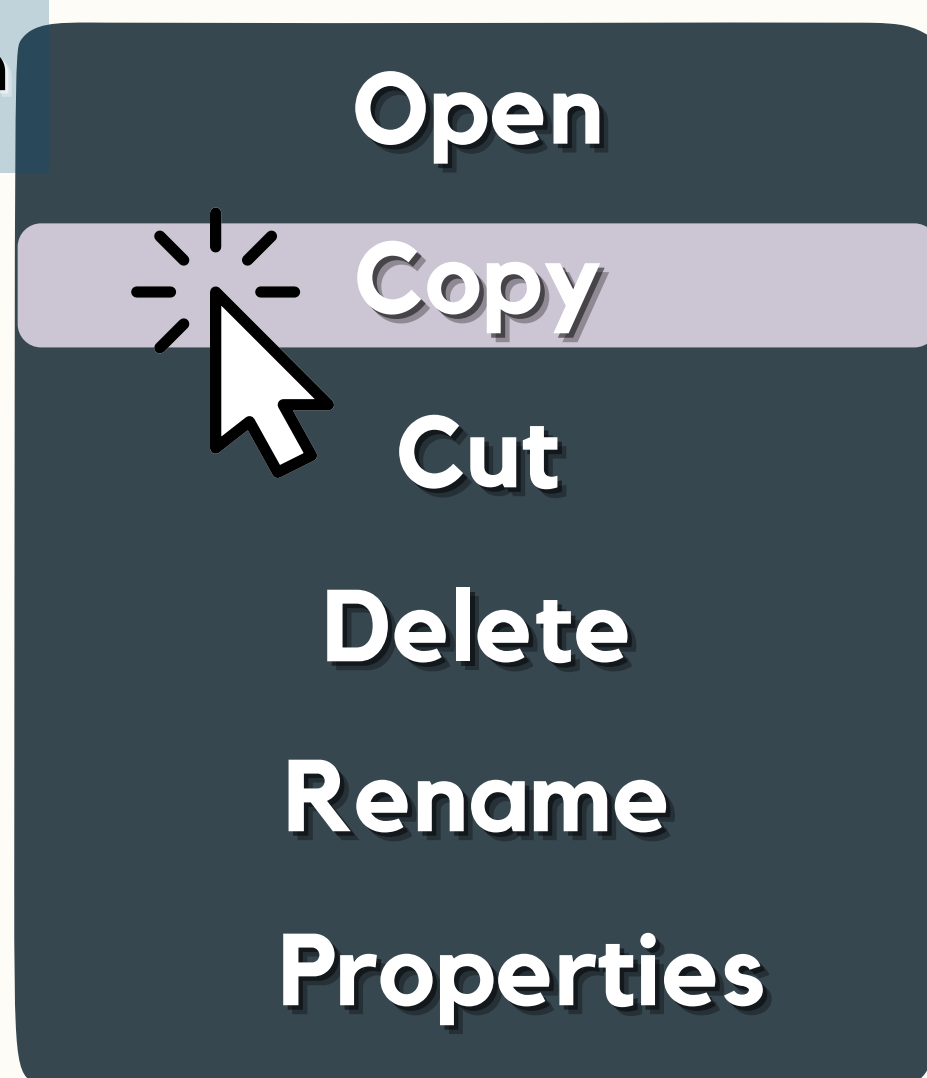

Tanween = ُ

Taking into account that Tajweed is based on pronouncing, not writing, the Tanween rules will follow the same principles as Noon Sakinah.



The Tanween


You will treat The Tanween exactly like the Noon Sakinah.



The Tanween



Part of the Tanween sound comes from the mouth whilst the other part comes from the nose.



In the case of Tanween there are 4 possible rules apply:



- **Izhaar**
- **Idgham**
- **Iqlab**
- **Ikhfaa'**

The Tanween

FIRST: IZHAR



- The letters of Izhar are:



ح غ

ز ع

د ذ

- Method of pronunciation:

- ❧ This rule is applied when the six throat letters follow the Tanween.
- ❧ the Tanween is pronounced like an Izhar Noon sakinah without a 2-beat ghunna.






Note:


identical Tanween for Tanween
Fatha & Kasra indicates Izhaar



Izhar

when you see
an identical
Tanween
Fatha & Kasra,
this will be for
sure an Izhaar.






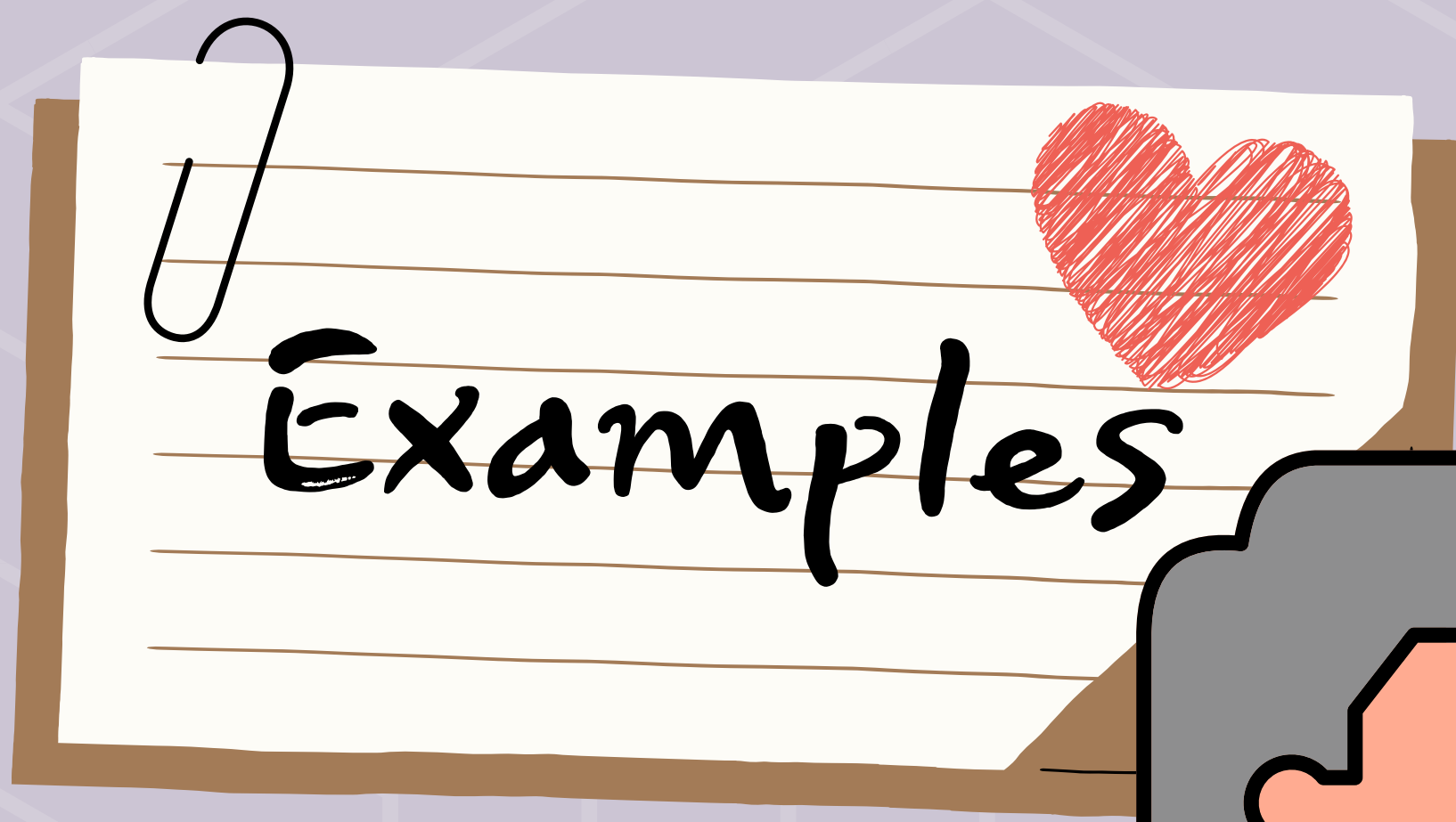
Note:

Noon upside down on the
Dhammah indicates Izhaar



when you see
a Noon upside
down on the
Dhammah, this
will be for sure
an Izhaar.





خَاسِبٌ إِذَا

غَاسِقٌ إِذَا

نَارٌ خَامِيَةٌ

يَوْمٌ مِّنْ عَنِ

كَاذِبَةٌ خَاطِئَةٌ

طَعَامٌ إِلَّا

أَحَدٌ عِنْدَهُ

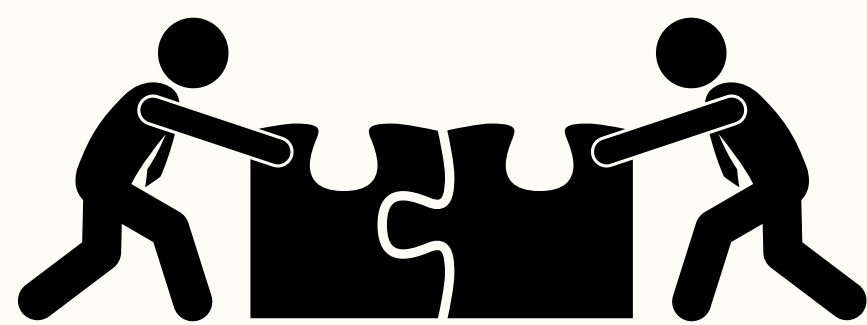
أَجْرٌ غَيْرُ

غُثَاءٌ أَحْوَى

نَارًا خَامِيَةٌ

The Tanween

SECOND: IDGHAM



- The letters of Idgham are:


يَزْمَلُونُ

- Method of pronunciation:

👉 This rule is applied when the letters of Idgham follow the Tanween.

ي، ر، م، ل، و، ن

👉 We should merge the Tanween with the following letter



The Tanween

SECOND: IDGHAM

We have
2 types of
Idhgam:



Idgham with
Ghunnah

If the Tanween is
followed by one of
these 4 letters:

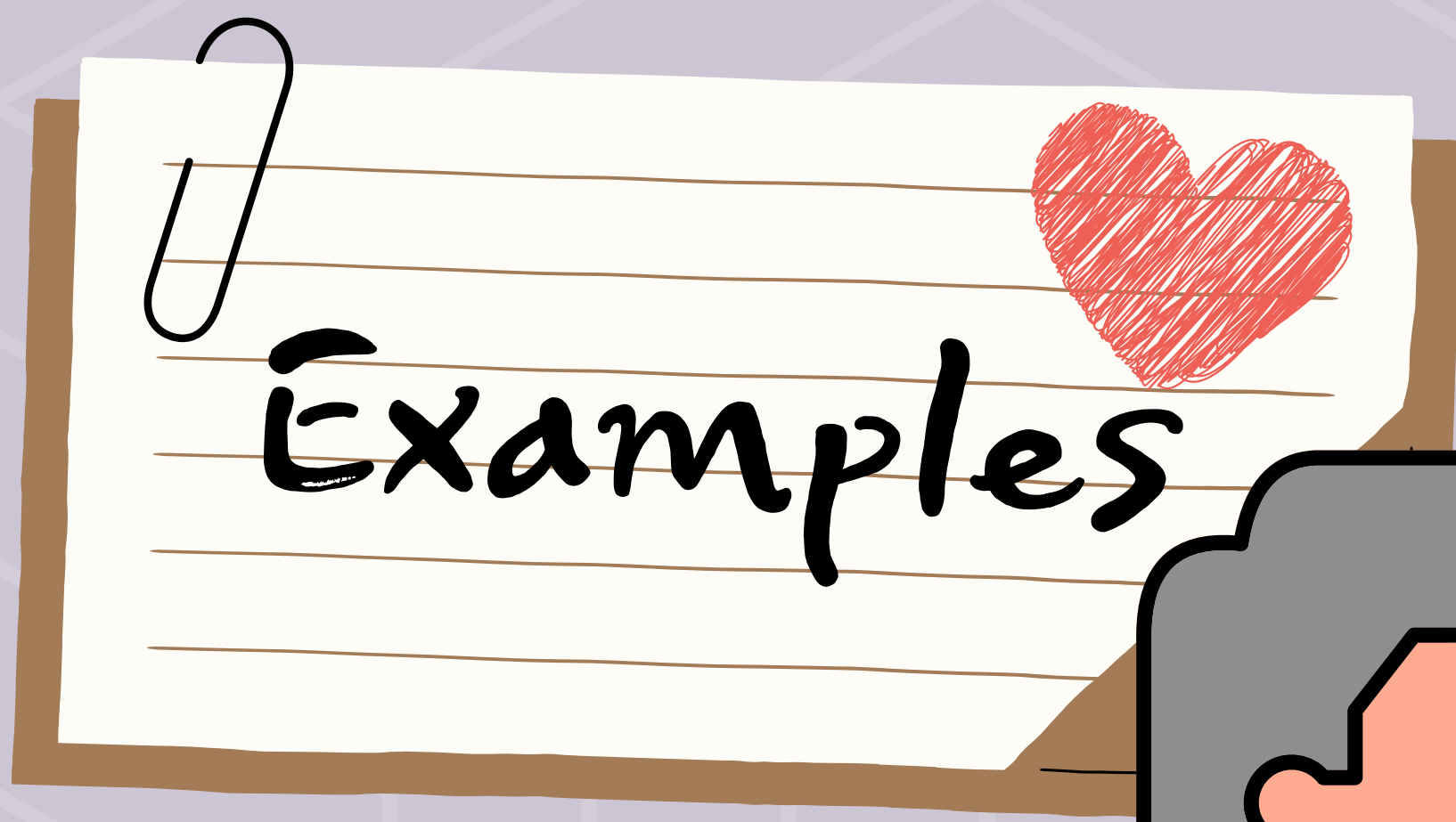
يَنْمُو



Idham without
Ghunnah

If the Tanween is
followed by one of
these 2 letters:

ر ، ل



حَبْلٌ مِّنْ

لَهَبٍ وَتَبَّ

جُوعٍ وَءَامَنَهُمْ

فَوَيْلٌ لِّلْمُصَلِّينَ

شَرًّا يَرَهُ

أَبَدًا رَّضِيَ


خَيْرٌ لَّكَ

خَيْرٌ مِّنْ

يَوْمَئِذٍ نَاعِمَةٌ

عَامِلَةٌ نَّاصِبَةٌ

The Tanween



THIRD: IQLAB



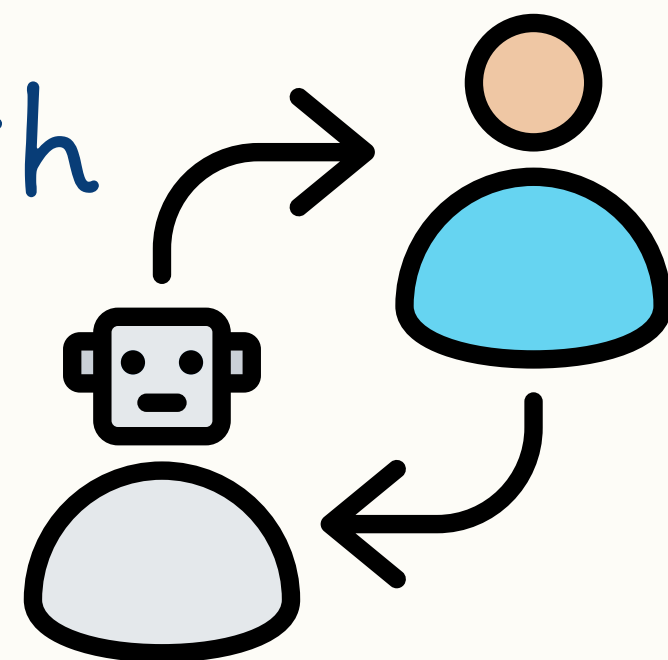
- In Arabic, the word Iqlab means: to convert
- The letter of Iqlab is:



- **Method of pronunciation:**

!!! This rule is applied when the letter م of Iqlab follows the Tanween.

!!! We should convert the Tanween into the letter Meem Sakin with Ghunnah for 2 beats.






Note:

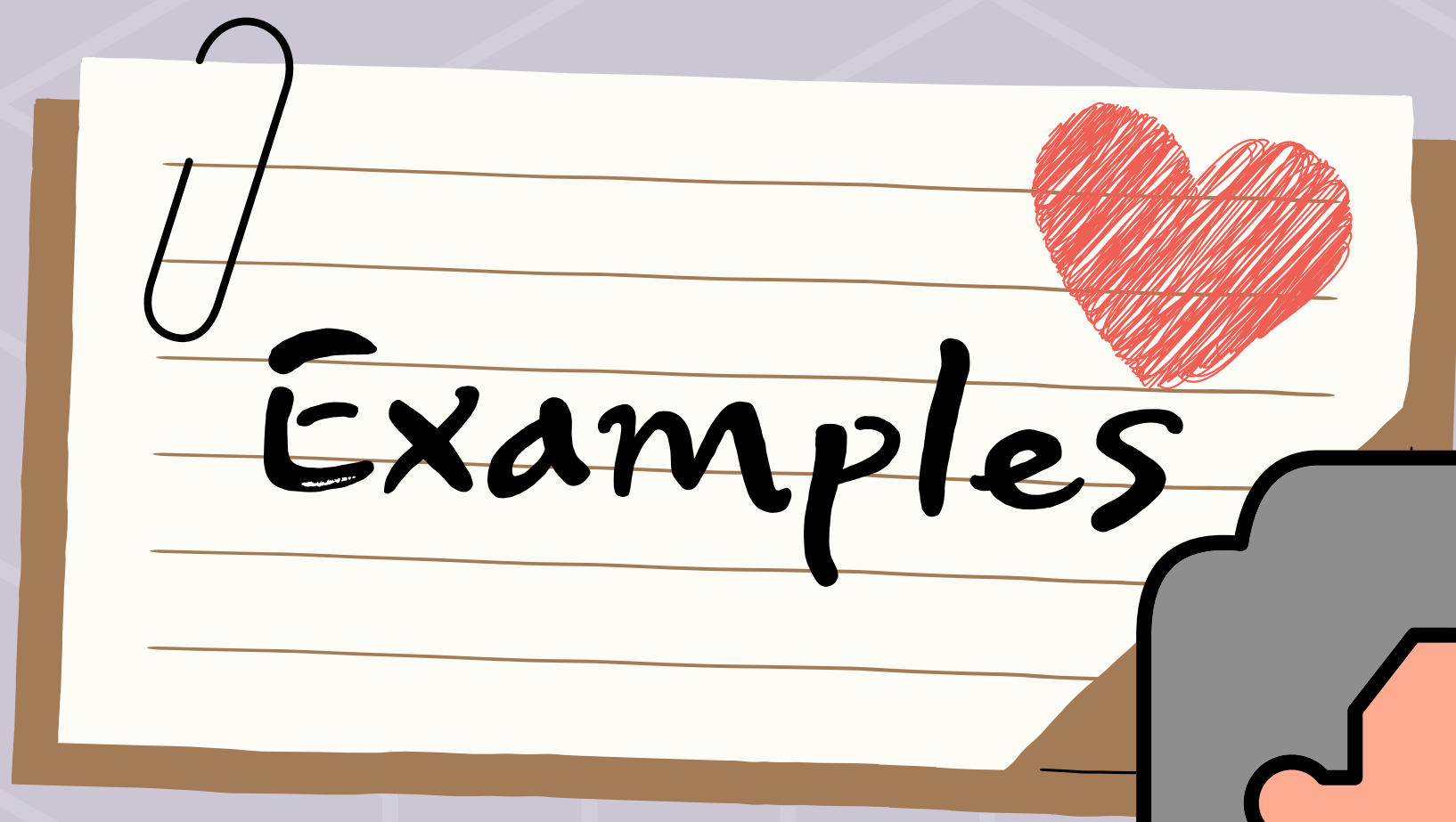
Tanween with a tiny Meem letter above it indicates Iqlab



Iqlab

when you see
the Tanween
with a tiny
Meem letter
above it, this
will be for sure
an Iqlab.





حِلٌّ بِهَذَا

لَنَسْفَعًا بِالنَّاصِيَةِ

كِزَامَ بَرَّةٍ

يَوْمَئِذٍ بِجَهَنَّمَ

حَدِيثَ بَعْدَهُ

هَنِيئًا بِمَا

مُنْفَطِرٍ بِهِ

سَمِيعًا بِصِيرًا

نَفْسٍ بِمَا

يَوْمَئِذٍ بِاسِيرَةٍ

The Tanween



FOURTH: IKHFAA'

- In Arabic, the word Ikhfaa' means: to hide



- The letters of Ikhfaa' are:

ت ث ج د ذ ز س ش

ص ض ط ظ ف ق ك

- Method of pronunciation:

👉 This rule is applied when the letters of Ikhfaa' follow the Tanween.

★ any letter other than the letters of Izhar, Idgham or Iqlab

👉 We should hide the Tanween with Ghunnah for 2 beats.



The Tanween



FOURTH: IKHFAA'

We have 2
methods to
pronounce the
Ikhfaa':



The following letter
is a heavy letter

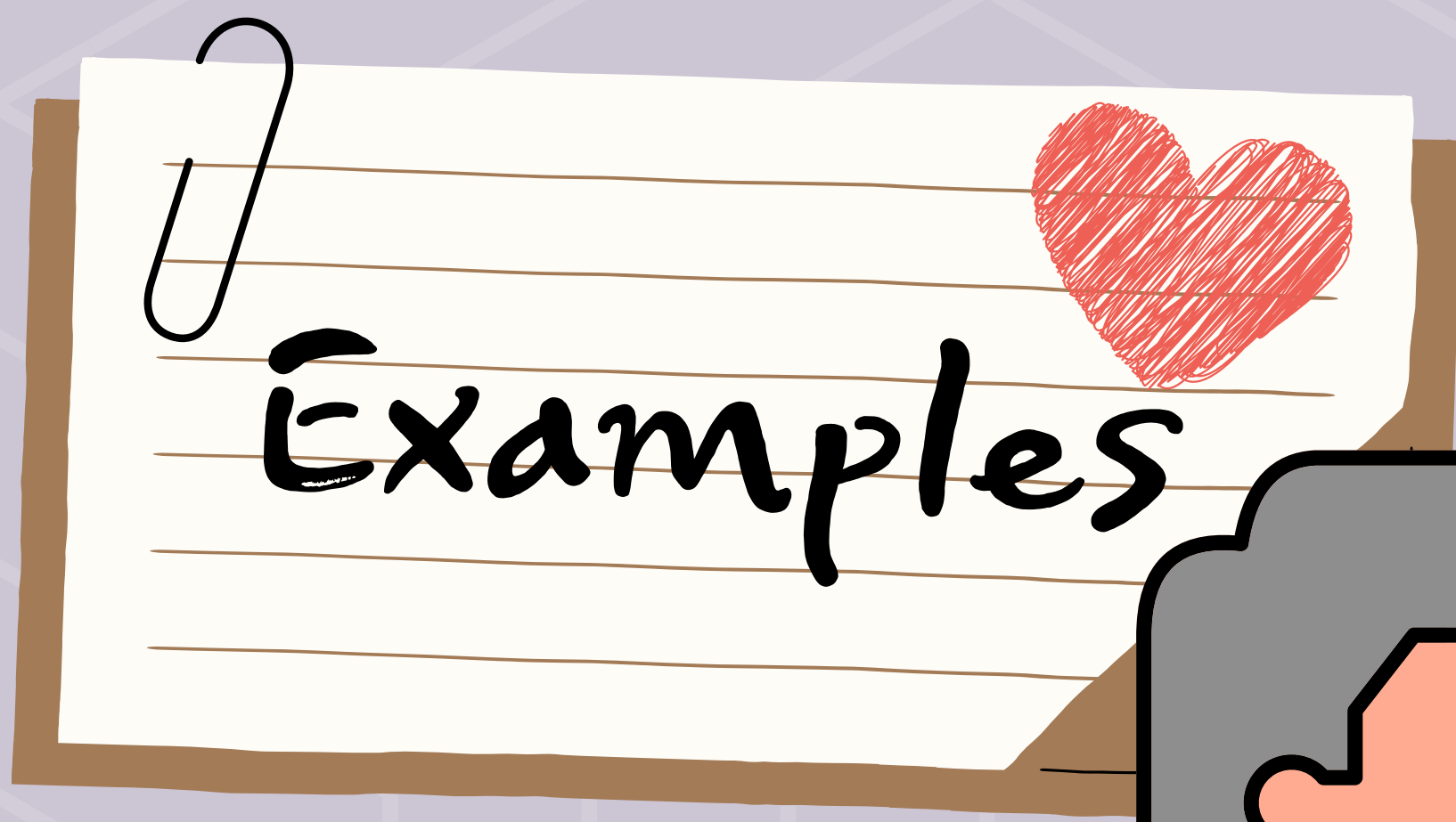
if the Tanween is
followed by a heavy
letter, the sound of
Ghunnah should be
also heavy.



The following letter
is a light letter

if the Tanween is
followed by a light
letter, the sound of
Ghunnah should be
also light.





جِمَالَتٌ ^وصُفْرٌ

عَذَابًا ^اصَعَدَا

عَبُوسًا ^اقَمْطَرِيرًا

كُتِبَ ^وقِيَمَةٌ

صَفًّا ^اصَفًّا

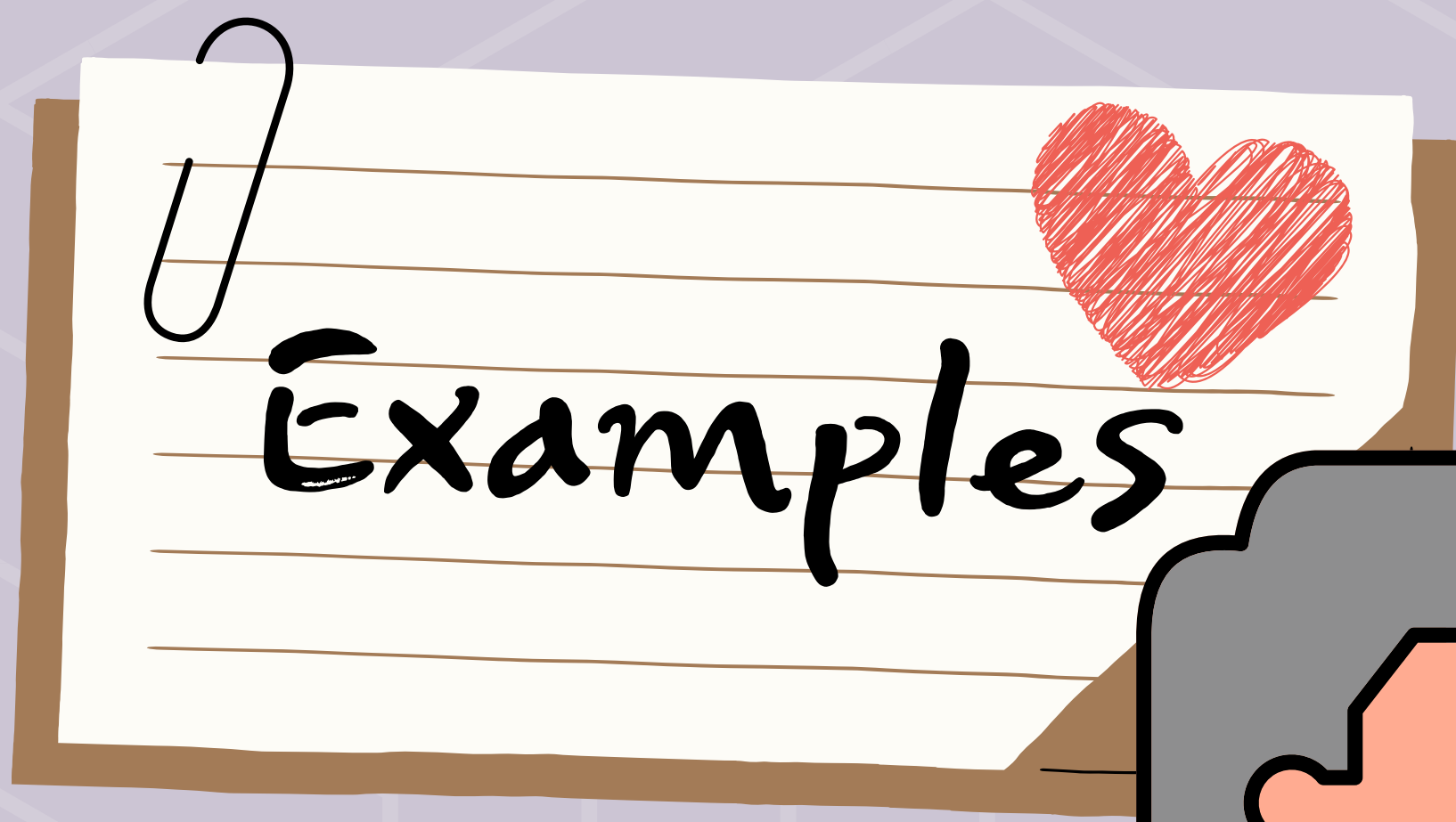
فِصْنَةٍ ^اقَدَّرُوهَا

قِسْمَةٌ ^وضِيْزَى

شَرَابًا ^اطَهُورًا

سَحَابٌ ^وظُلُمَاتٌ

لِكُلِّ ^اضِعْفٌ



يَوْمَئِذٍ تُحَدِّثُ

نَارًا ذَاتَ

نَاصِيَةٍ كَاذِبَةٍ

شَيْءٍ شَهِيدٍ

جَنَّاتٍ تَجْرِي

حُبًّا جَمًّا

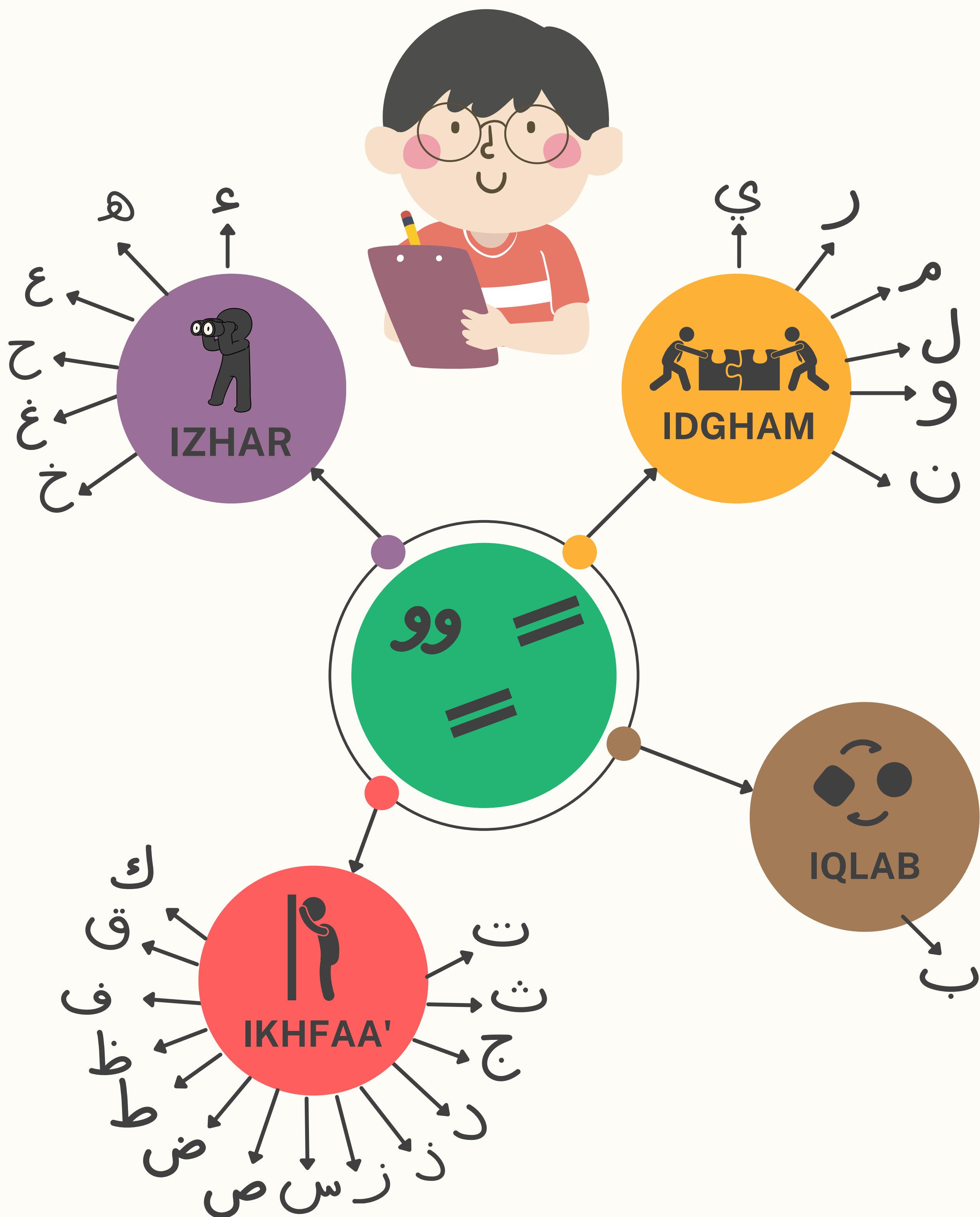
لَقَوْلٍ فَضْلٍ

مَاءٍ دَافِقٍ

تَذْكِرَةٍ فَمَنْ

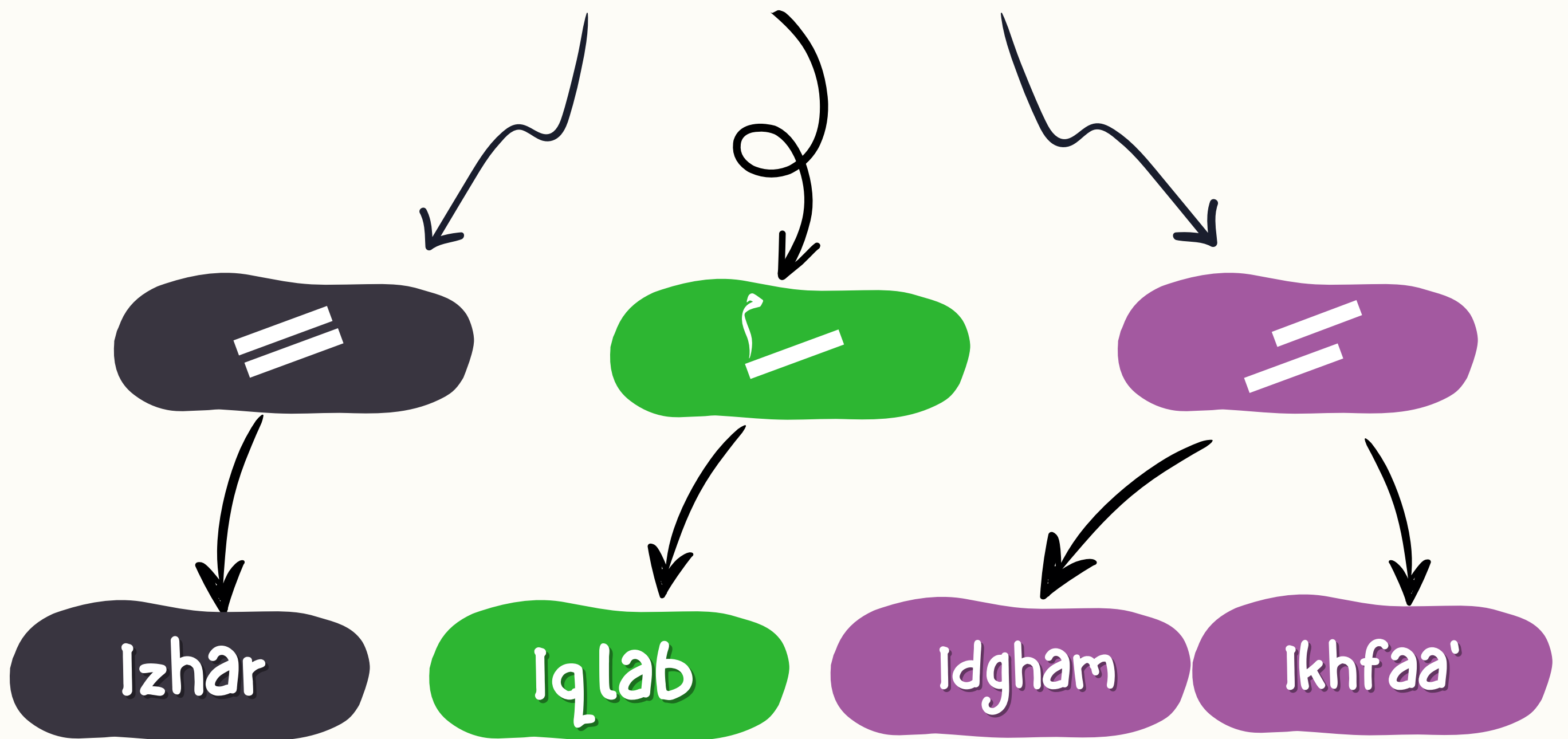
مُطَاعٍ ثُمَّ

The Tanween



The Tanween

Mind Map

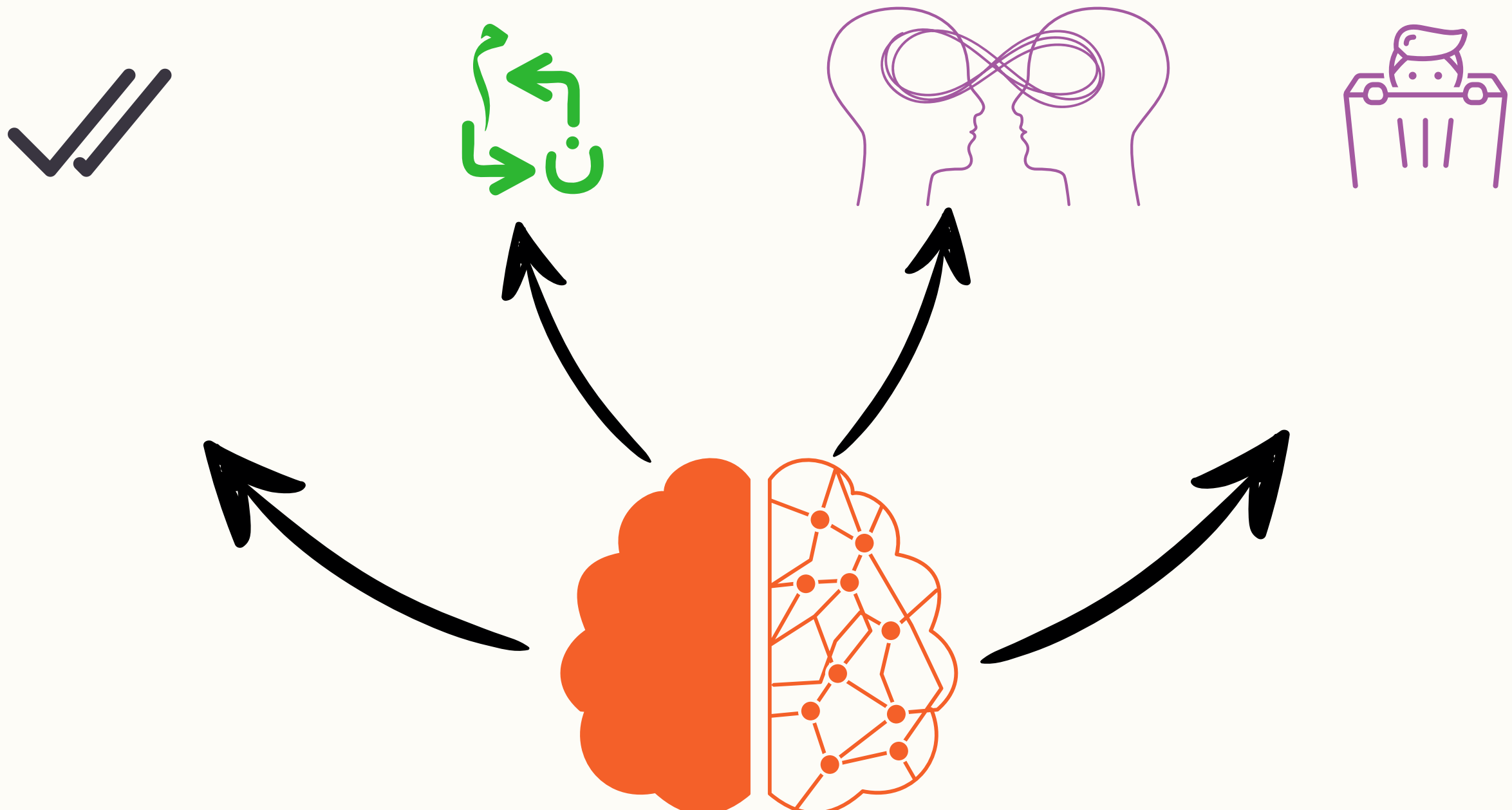


- An Identical Tanween
- Tanween + ع هـ ح غ خ
- There is no Ghunnah

- You will see a tiny meem
- Tanween + Letter ب
- There is a Ghunnah

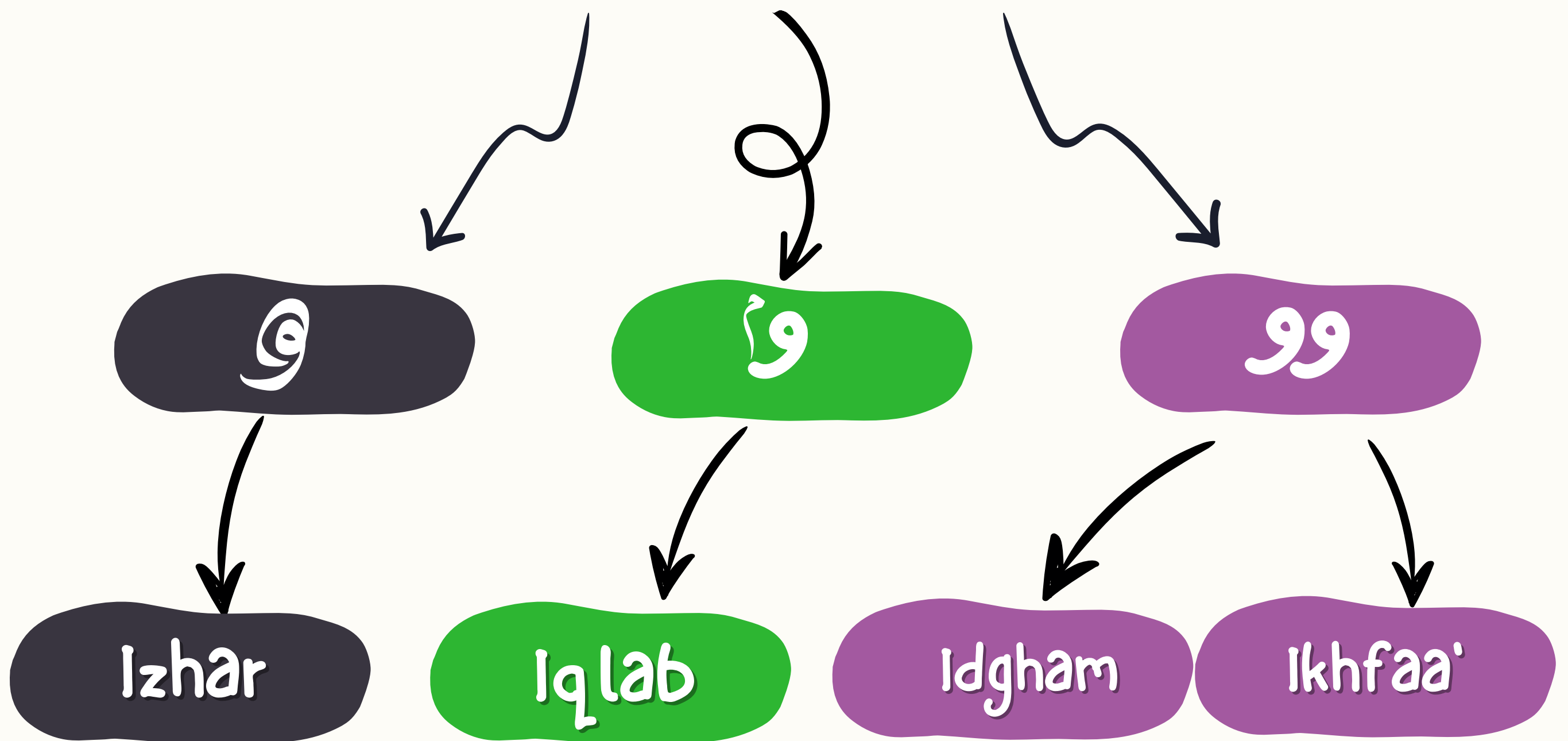
- A non Identical Sukoon
- Tanween + يرملون
- There is a Ghunnah

- A non Identical Tanween
- Tanween + rest of letters
- There is a Ghunnah



The Tanween

Mind Map

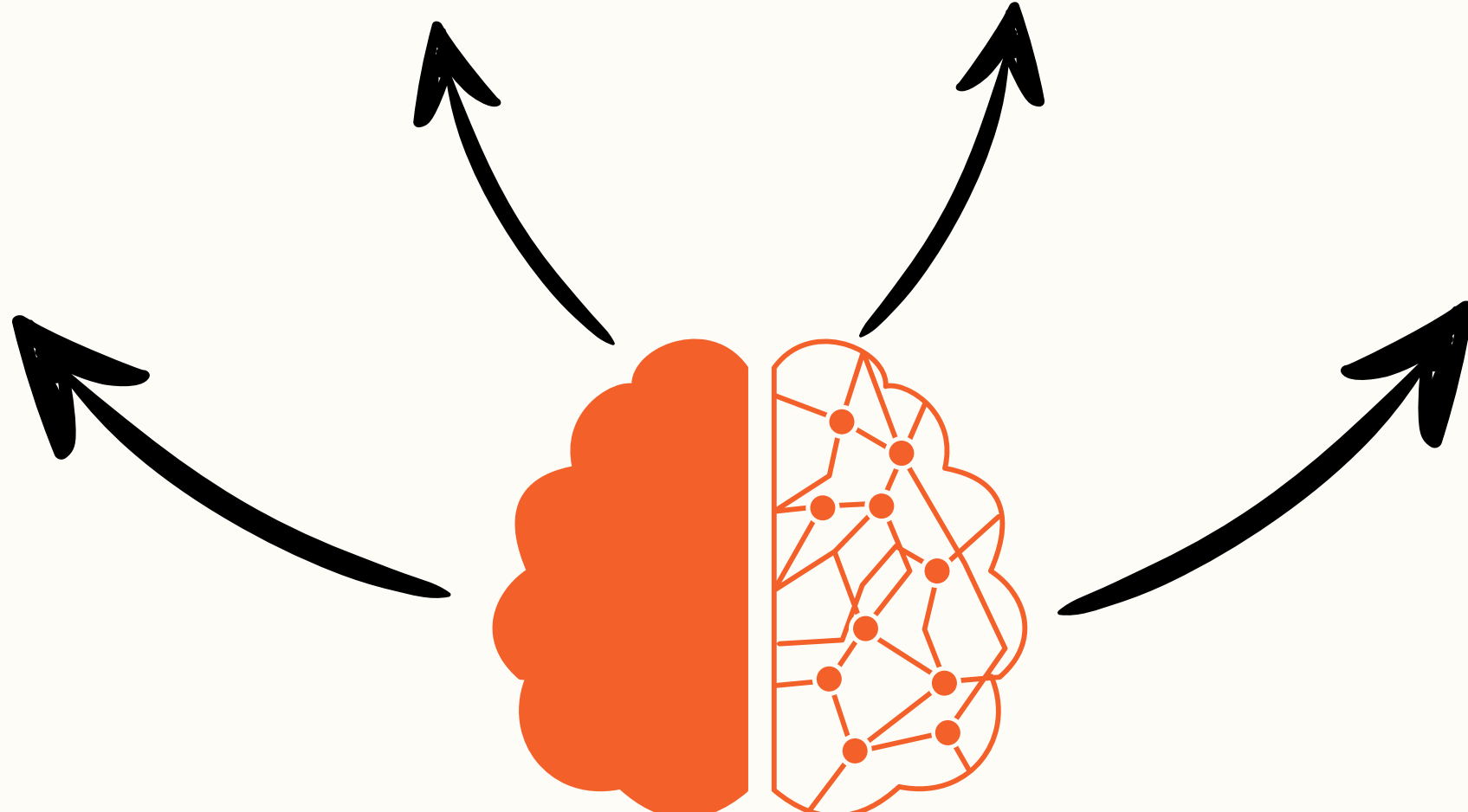



- Noon upside down on the Dhammah
- Tanween + ع ح غ خ
- There is no Ghunnah

- You will see a tiny meem
- Tanween + Letter ب
- There is a Ghunnah

- You will see 2 Dhammah
- Tanween + ي ر م ل ن
- There is a Ghunnah


- You will see 2 Dhammah
- Tanween + rest of letters
- There is a Ghunnah



The Madd



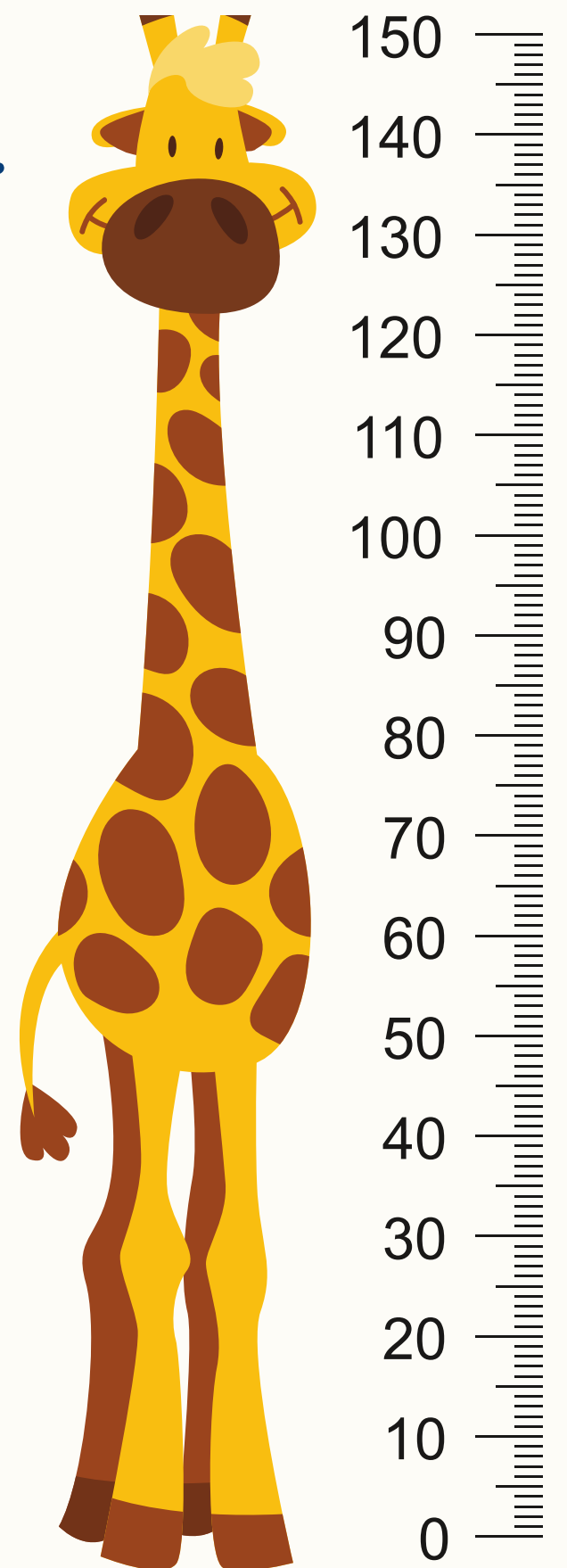
In the Arabic language the word "Madd" means: addition or prolongation.



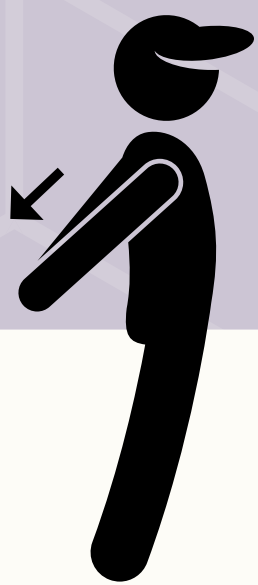
What does "Madd" mean in Tajweed?

At the tajweed rules "madd " is prolonging the voice when pronouncing the letter.


The way of pronouncing the Madd can be prolonged from 2 to 6 beats depending upon its kind.



The Madd



**THERE
ARE 3
SHORT
VOWEL
MARKS**



1



Fatha

2



Damma

3



Kasra

The Madd



**THERE
ARE 3
LONG
VOWEL
MARKS**



1

اَ

**Alif
Sakinah
preceded
by
a Fathah.**

2

وِ

**Waaw
Sakinah
preceded
by
a Dhammah.**

3

يِ

**Yaa
Sakinah
preceded
by
a Kasrah.**

The Madd




Note:

- We call the 3 long vowel marks: the letters of prolongation or the letters of "Madd"



Moving forward, whenever encountering the term "The Letters of Madd", it is imperative to know that we refer to one of three distinct letters with specific prerequisites: Alif Sakinah preceded by a letter with Fathah, Yaa Sakinah preceded by a letter with Kasra, or Waw Sakinah preceded by a letter with Dhammah.



The Madd




We have 2
types of Madd:




Primary (Asli)

The Madd stems directly from the very essence of the letter and is in no way influenced by external factors.



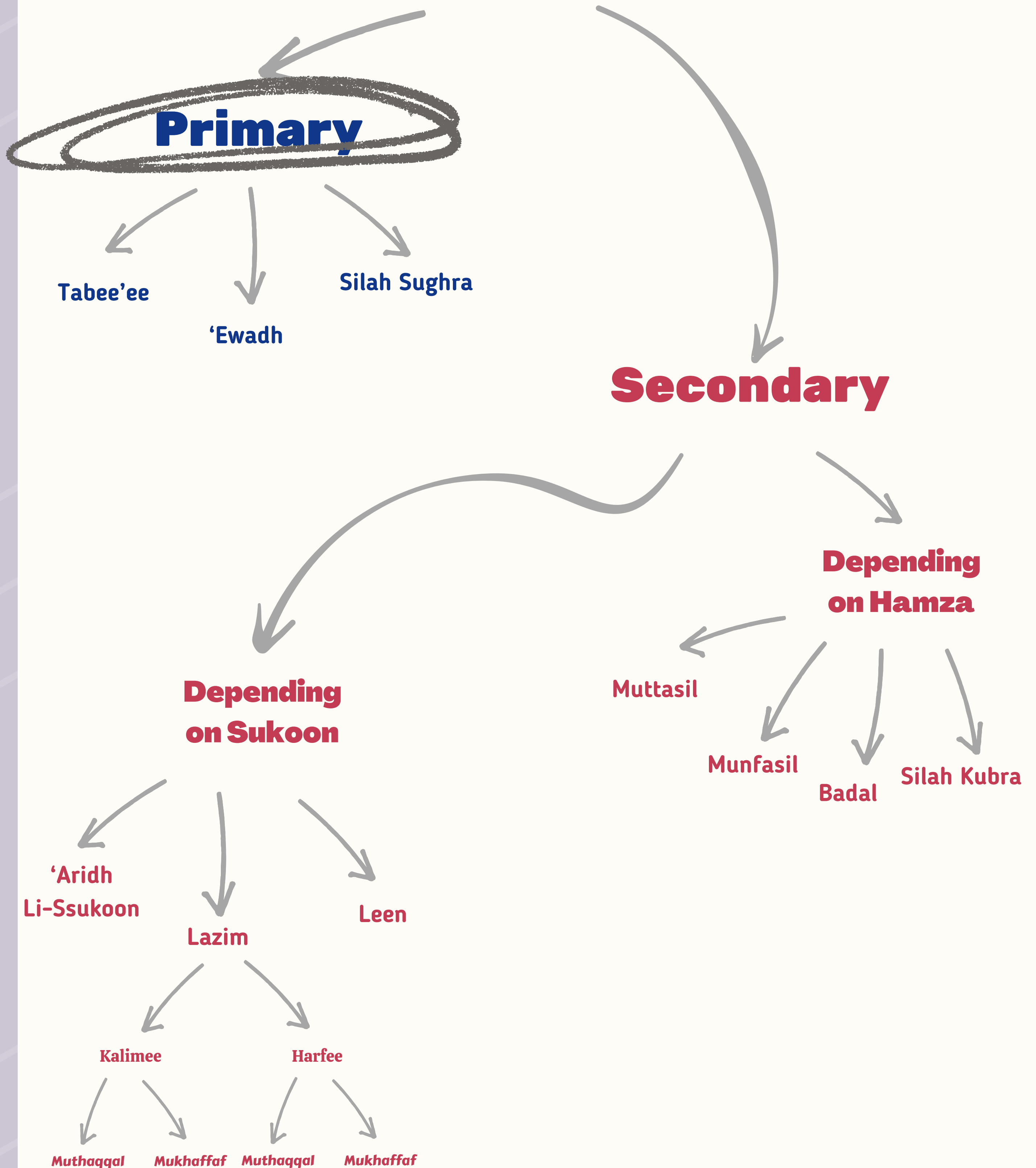
Secondary (Far'ee)



External factors, such as the presence of Hamza and Sukoon, influence the Madd.



THE TYPES OF MADD



The Primary Madd



3

WE HAVE 3 SHAPES OF
PRIMARY MADD (ASLI)



Tabee'ee

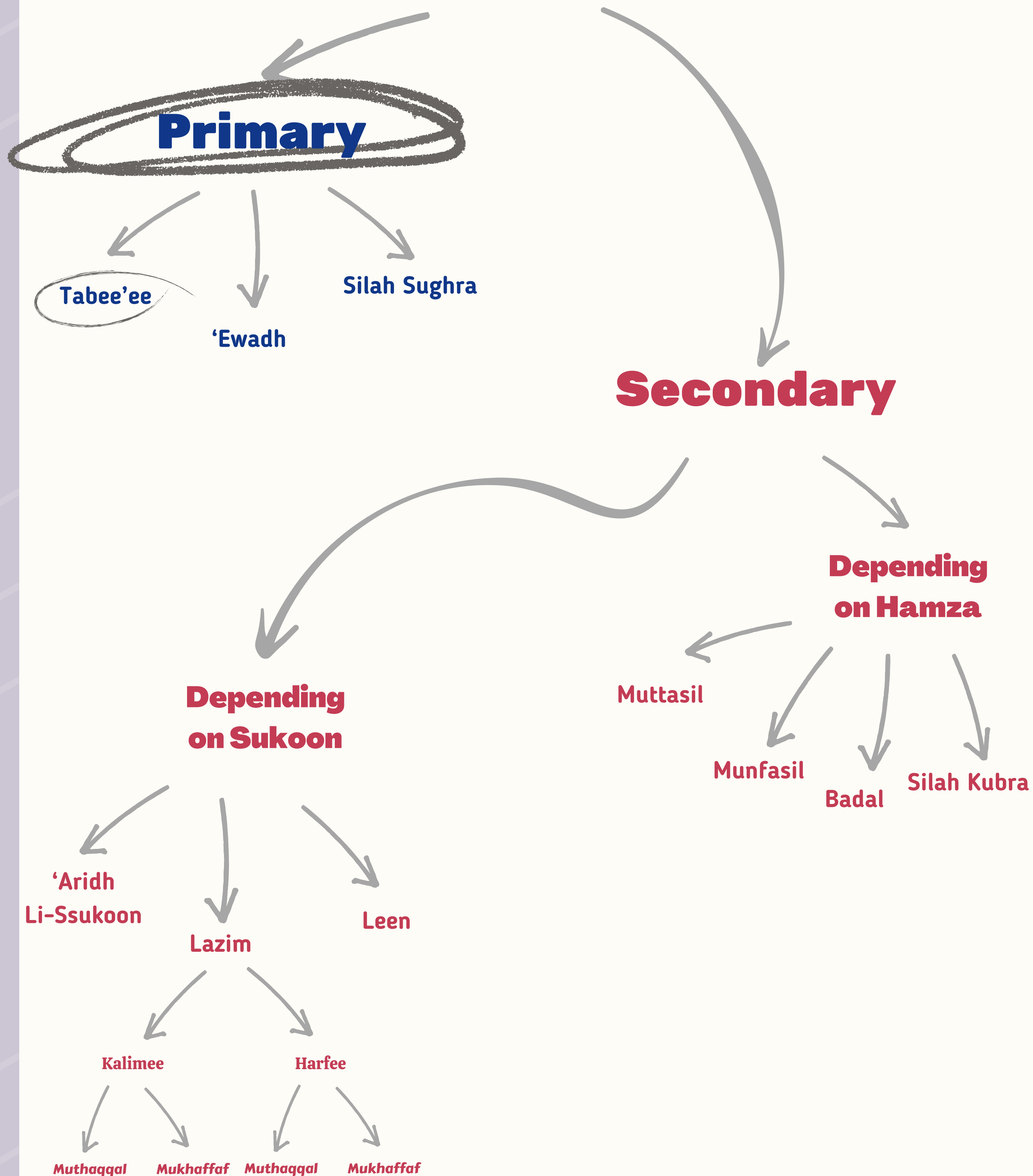


Ewadh



Silah Sughra

THE TYPES OF MADD



The Primary Madd


FIRST: MADD TABEE'EE

- In Arabic, the word
Tabee'ee means: Natural



- The natural madd is simply one of the "Madd letters" not followed by a Hamza or Sakin letter
- **Method of pronunciation:**
 - ⚡ We shall prolong the duration of the letter by 2 beats (Haraka)

2



يَمُوتُ فِيهَا

النَّارَ

الْحَيَاةِ الدُّنْيَا

تُؤْتِرُونَ

قَالَ يُوسُفُ لِأَبِيهِ

إِبْرَاهِيمَ وَمُوسَى

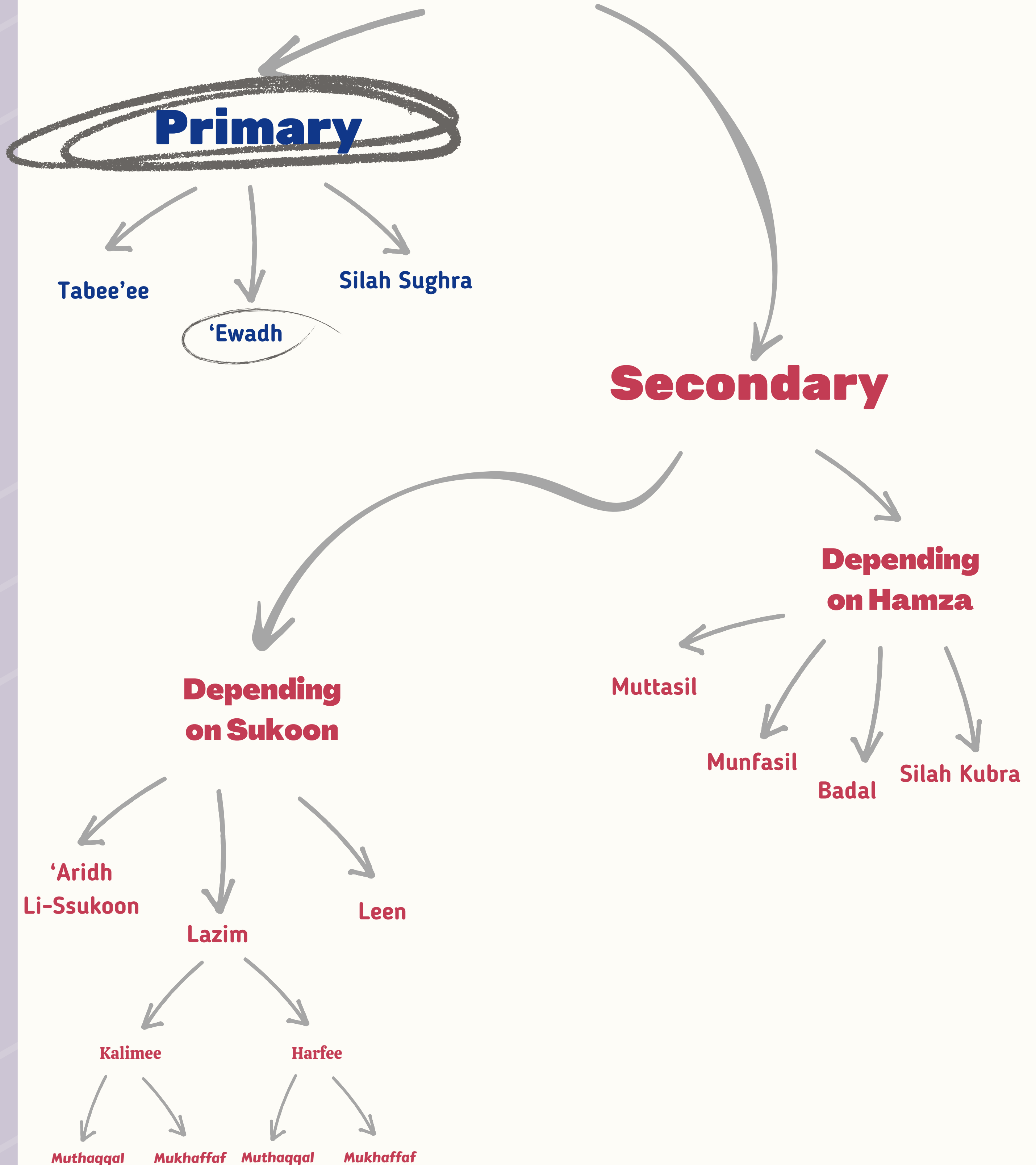
عَالٍ يَعْقُوبَ

تَأْوِيلِ الْأَحَادِيثِ

وَلَوْ كُنَّا صَادِقِينَ


قَالُوا لِيُوسُفُ وَأَخُوهُ

THE TYPES OF MADD

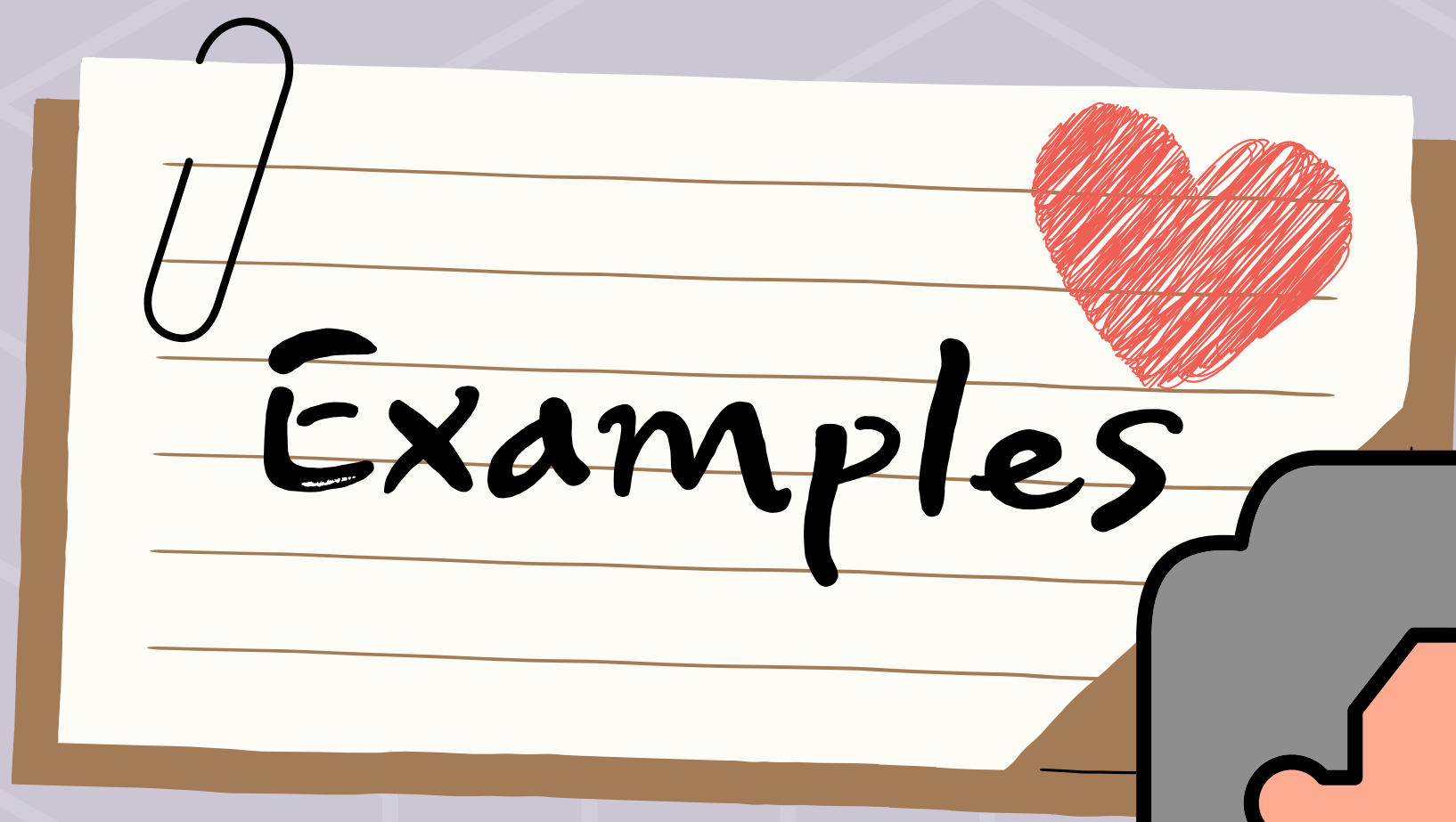


The Primary Madd

SECOND: MADD 'EWADH

- In Arabic, the word  'Ewadh means: Substitute
- Madd 'Ewadh is the substitution of a Tanween Fathah present at the end of a word with an Alif Madd while stopping at it.
- **Method of pronunciation:**
 - 🎵 We shall prolong the duration of the replaced Alif letter by 2 beats (Haraka)

2



نَصِيْبًا مَّفْرُوضًا

قَوْلًا مَّعْرُوفًا

وَسَيَصْلَوْنَ سَعِيرًا

قَوْلًا سَدِيدًا

تَوَّابًا رَّحِيمًا

عَلِيمًا حَكِيمًا

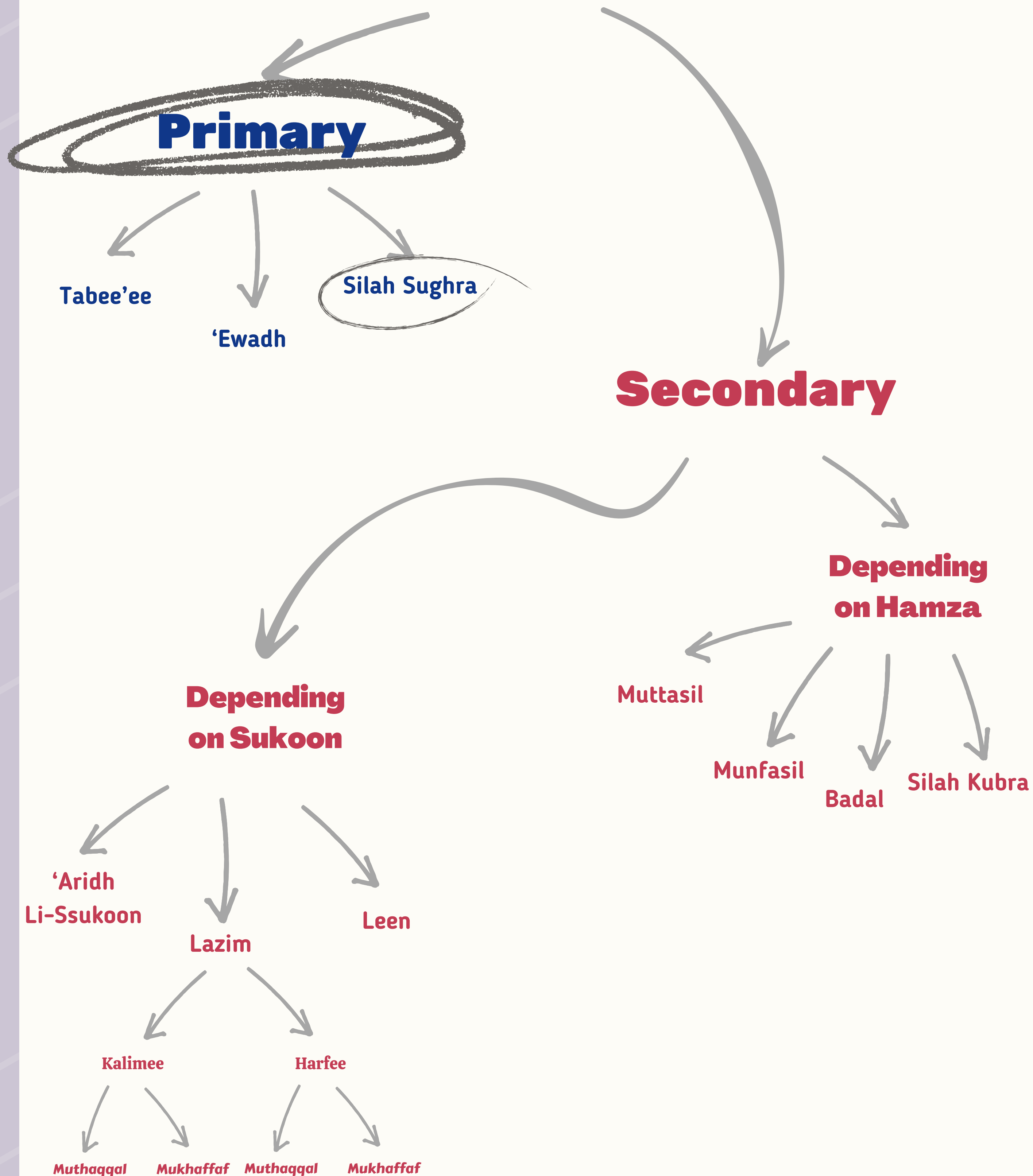
خَيْرًا كَثِيرًا

عَذَابًا أَلِيمًا

قَوْلًا بَلِيغًا

مِثْقَا غَلِيظًا

THE TYPES OF MADD



The Primary Madd

THIRD: MADD SILAH SUGHRA

- In Arabic, the word silah means: Connection, and the word sughra means: Minor.
- It refers here to the third-person masculine singular pronoun, Haa (اَ), which is attached to the end of a word (meaning "him" or "his"), as in the word:

عَلَا

his

him

The Primary Madd

THIRD: MADD SILAH SUGHRA

- Method of pronunciation:

⚡ We shall prolong the duration of Haa (ا) letter by 2 beats (Haraka)



Three conditions must be fulfilled in order to apply this Madd:

The Primary Madd

THIRD: MADD SILAH SUGHRA

- Conditions to Apply this Madd:

① There is a short vowel preceding ha.

a _ /




a _ ُ



a _ /



a _ َ



The Primary Madd


THIRD: MADD SILAH SUGHRA

- Conditions to Apply this Madd:


②

There is a short vowel following it in the next word.

ـَ + ا




ـُ + ا



ـِ + ا



ـِ + ا



The Primary Madd


THIRD: MADD SILAH SUGHRA

- Conditions to Apply this Madd:


③

It is not followed by a hamzah.


س' + ا




س° + ا

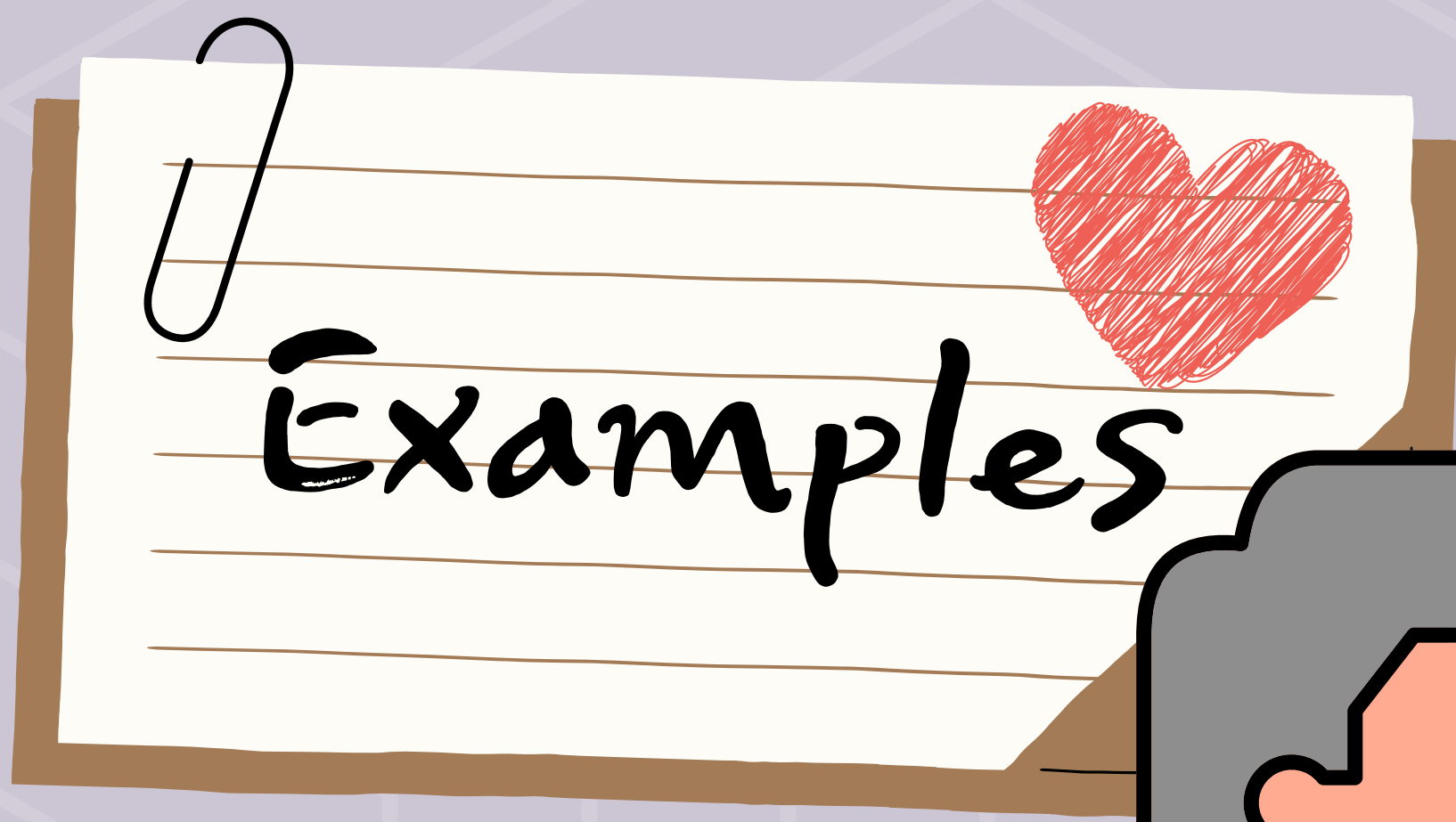


س' + ا



س° + ا





لَهُ مَا

وَكُتِبَ بِهِ وَرُسُلِهِ

لَا تَأْخُذْهُ بِسِنَةِ

أَجَلِهِ ذَلِكَكُمْ

لَهُ جَنَّةٌ

بِهِ مُتَشَبِهًا

جَاءَهُ مَوْعِظَةٌ

مِنْ رَبِّهِ كَلِمَتٍ

وَلِيُّهُ بِالْعَدْلِ

فَضْلِهِ عَلَى



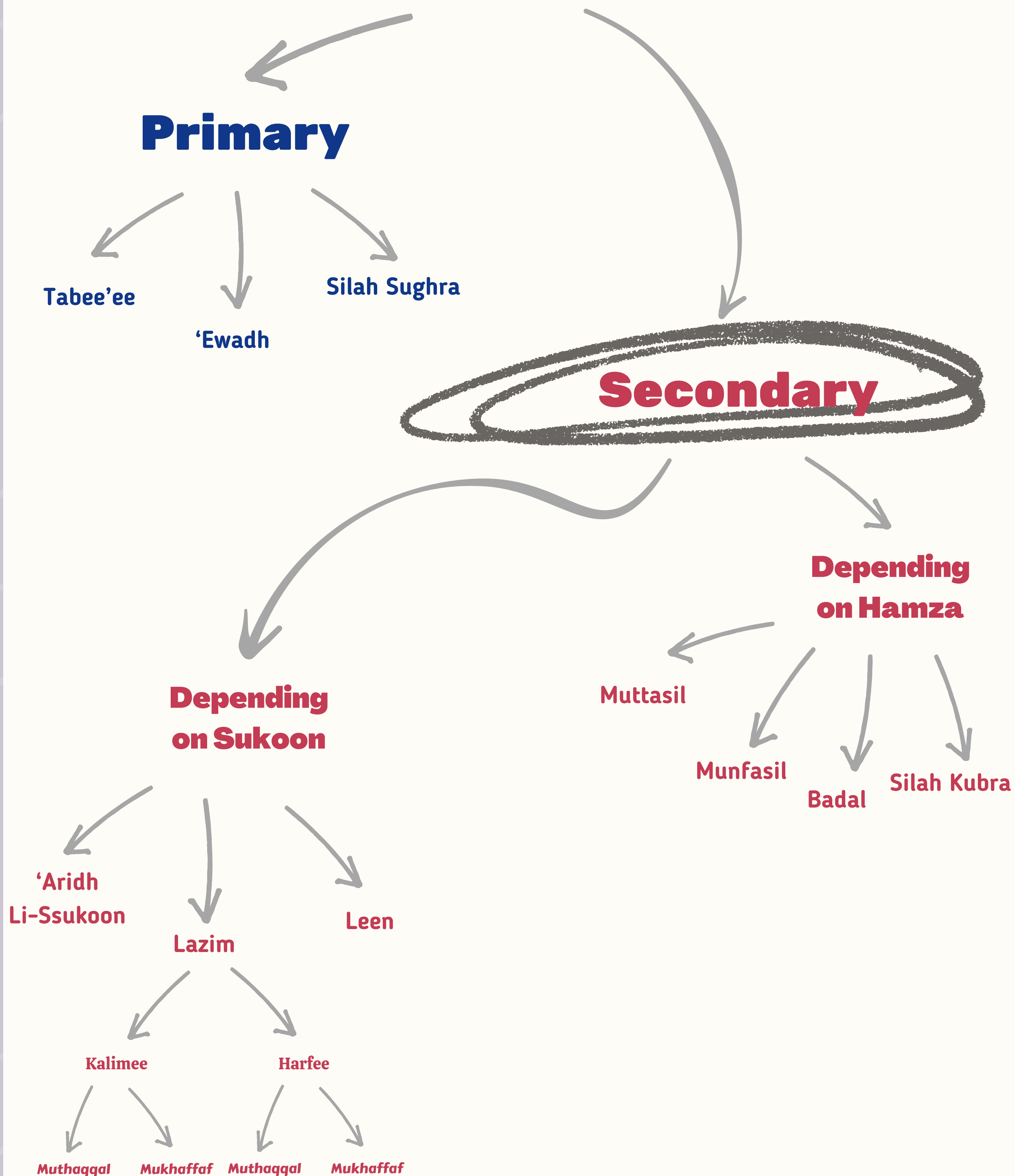
Quiz

*What are the three types of
the Primary Madd?*


Tell us in Arabic



THE TYPES OF MADD



The Secondary Madd



2

WE HAVE 2 TYPES OF
SECONDARY MADD
(FAR'EE)

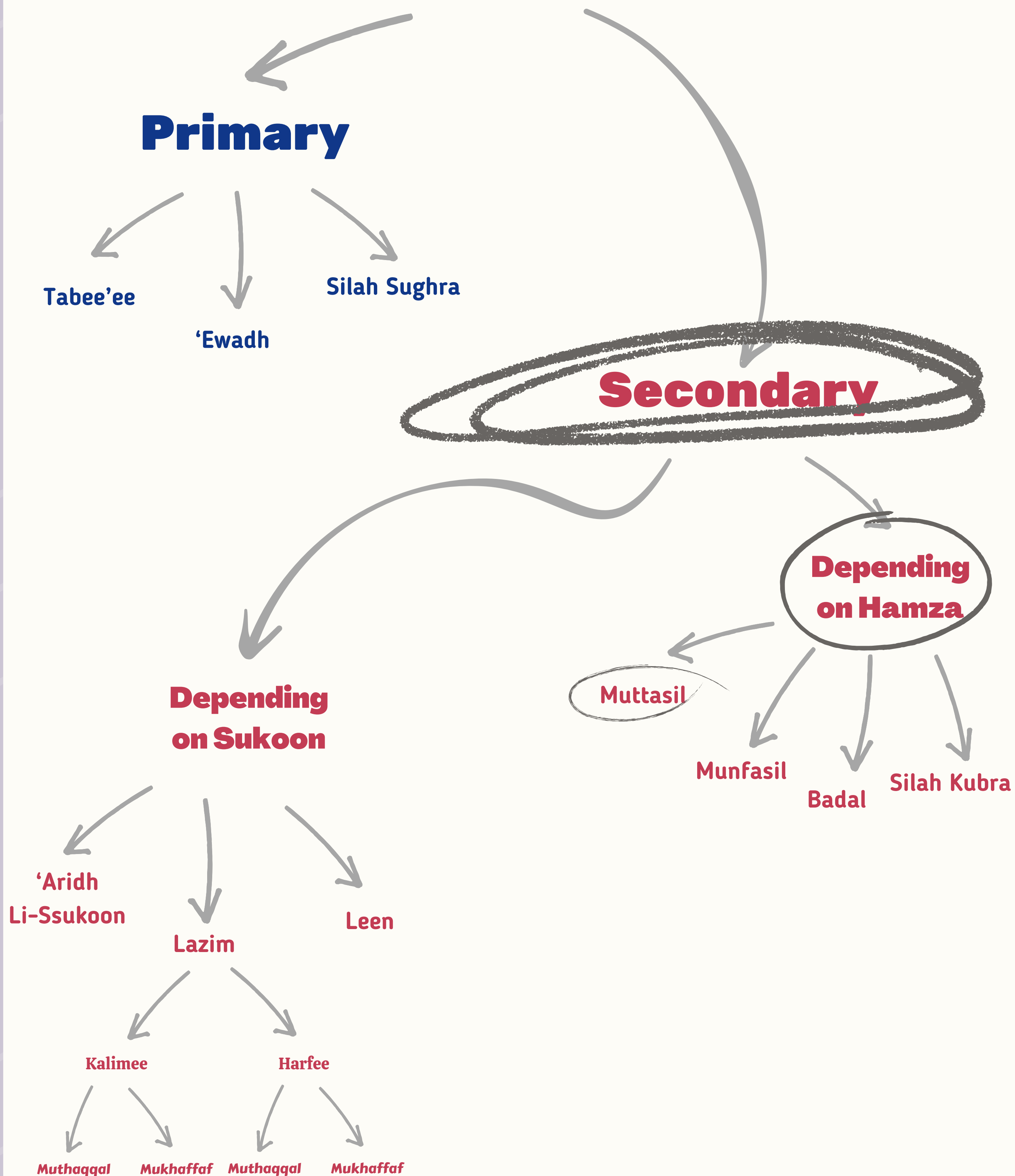


Depending
On Hamza



Depending
On Sukoon


THE TYPES OF MADD

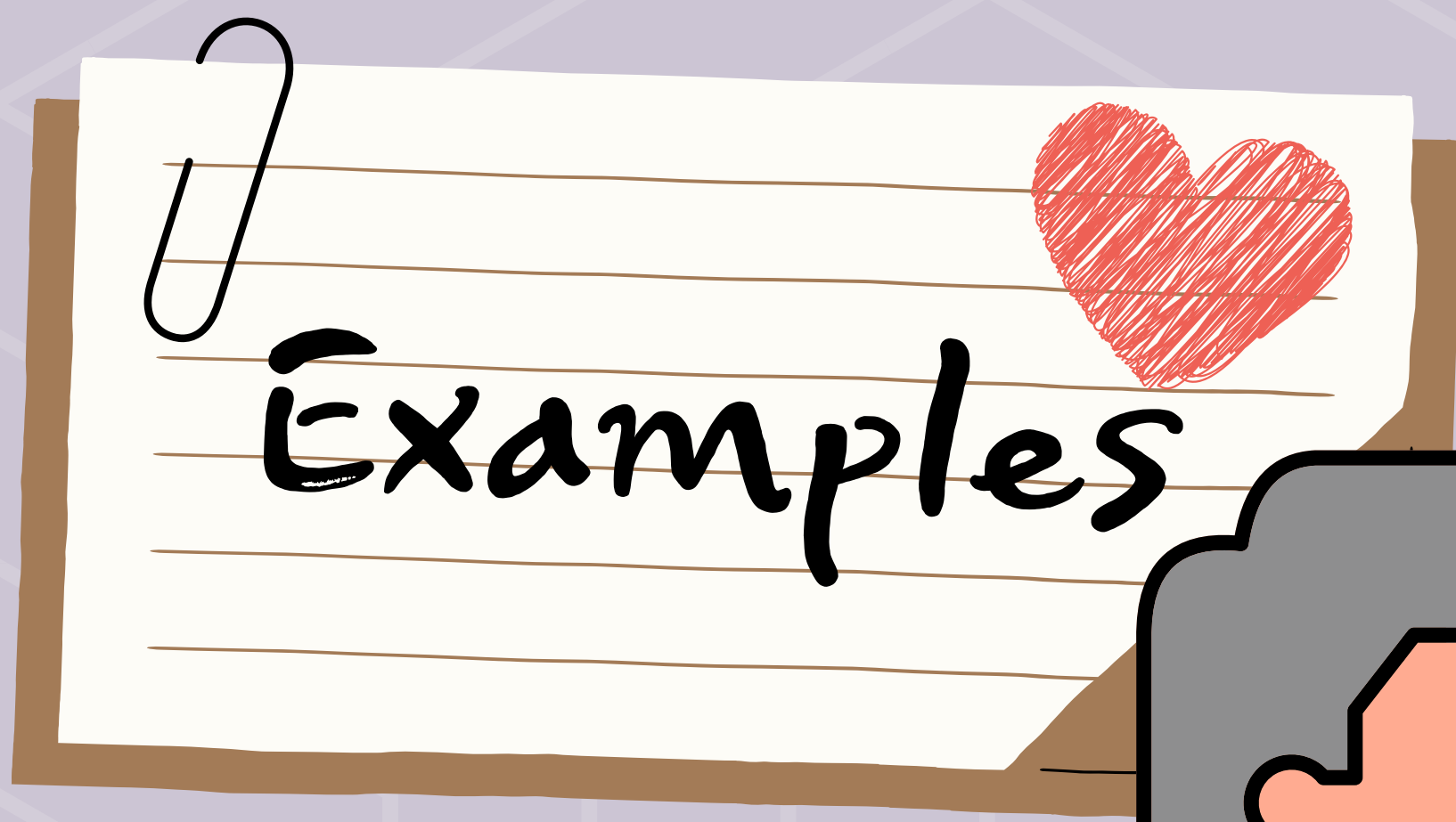


The Secondary Madd

FIRST: DEPENDING ON HAMZA

1. Muttasil

- In Arabic, the word Muttasil means: joined 
- This madd occurs when a "Madd letter" is accompanied by a Hamzah, found within the same word.
- **Method of pronunciation:**
 - 🎵 We shall prolong the duration of the Madd letter by 4-5 beats (Haraka)



يُرَآءُونَ

أُمَلَّائِكَةُ

صَفَرَاءُ

رِحْلَةَ الشَّتَاءِ

قُرُوءٍ

بِرِّي

خَطِيئَتُهُ

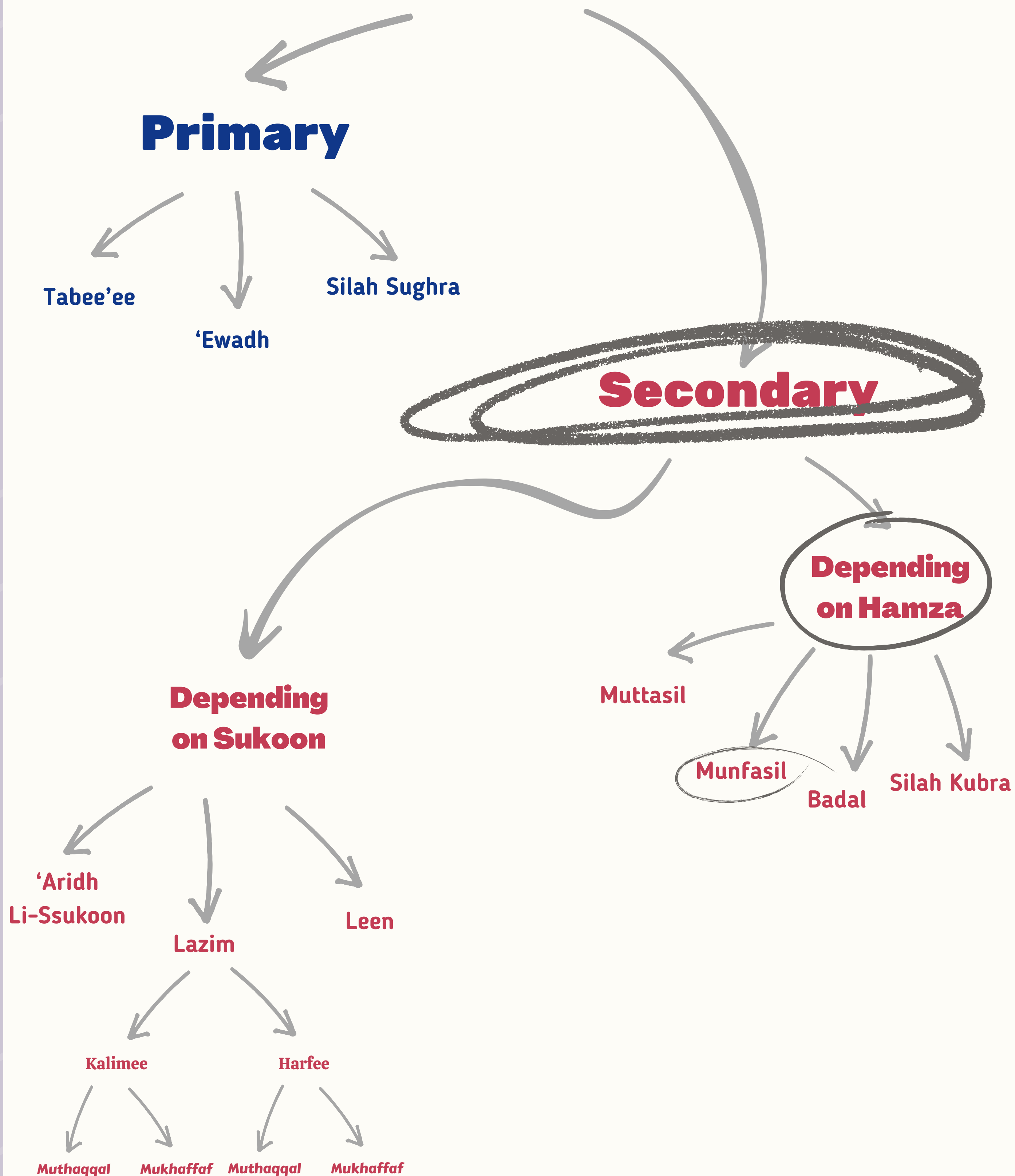
بِالسُّوءِ

النَّيِّبِيُّ

سُوءًا

بِرِّيَّ

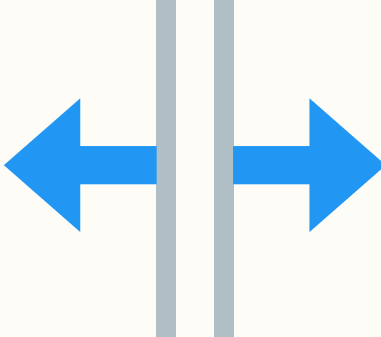
THE TYPES OF MADD



The Secondary Madd

FIRST: DEPENDING ON HAMZA

2. Munfasil


- In Arabic, the word 
Munfasil means: seperated
- This Madd takes place when a word concludes with a Madd letter and is succeeded by a Hamzah, located within the initial letter of the subsequent word.
- **Method of pronunciation:**
 - ⚡ We shall prolong the duration of the Madd letter by 2 or 4 beats (Haraka)

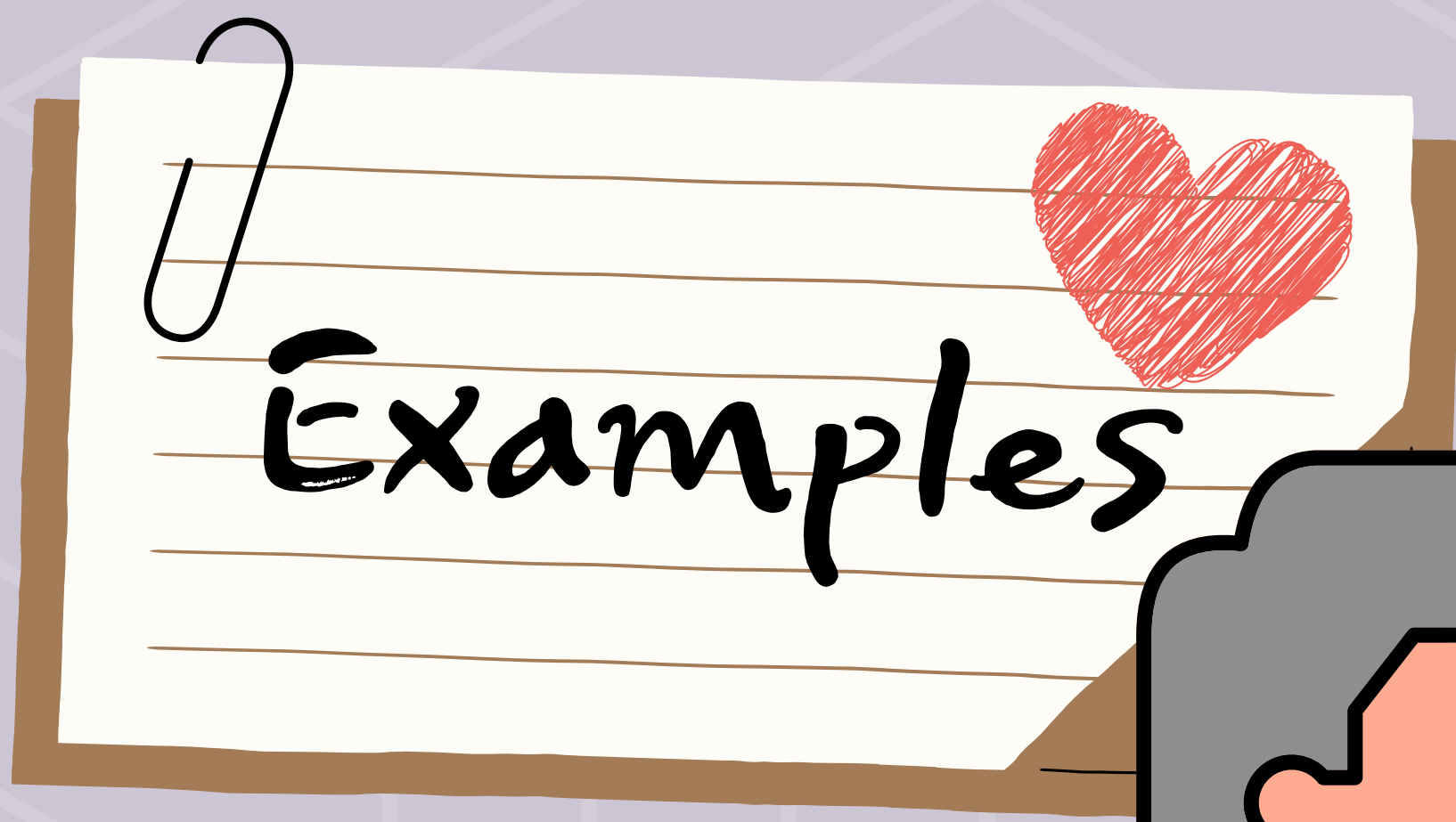
The Secondary Madd



Note:

The reader cannot switch from 2 beats to 4 beats randomly in one reading, but we fix one way or the other, either 2 beats or 4 beats throughout the reading





مَا أَغْنَىٰ عَنْهُ

تَبَّتْ يَدَا أَبِي لَهَبٍ

الَّذِي أَطْعَمَهُم

يَا أَيُّهَا الْكَافِرُونَ

كَانَ فِي أَهْلِهِ

رَبِّي أَكْرَمَنِ

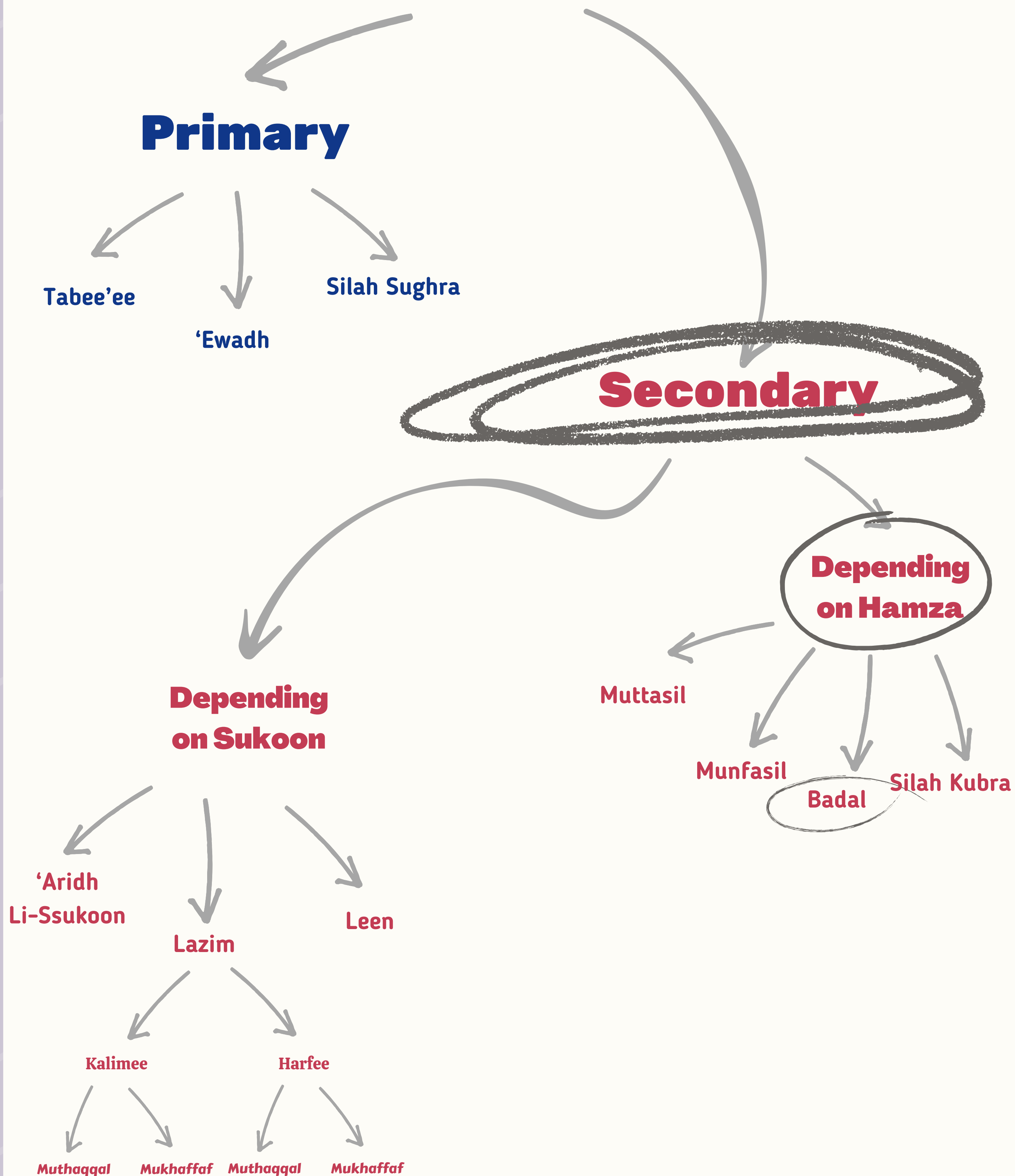
قَالُوا إِنَّ

وَمَا أَمِرُوا إِلَّا

هَؤُلَاءِ

إِذَا أَنْقَلَبُوا إِلَىٰ أَهْلِهِمْ

THE TYPES OF MADD




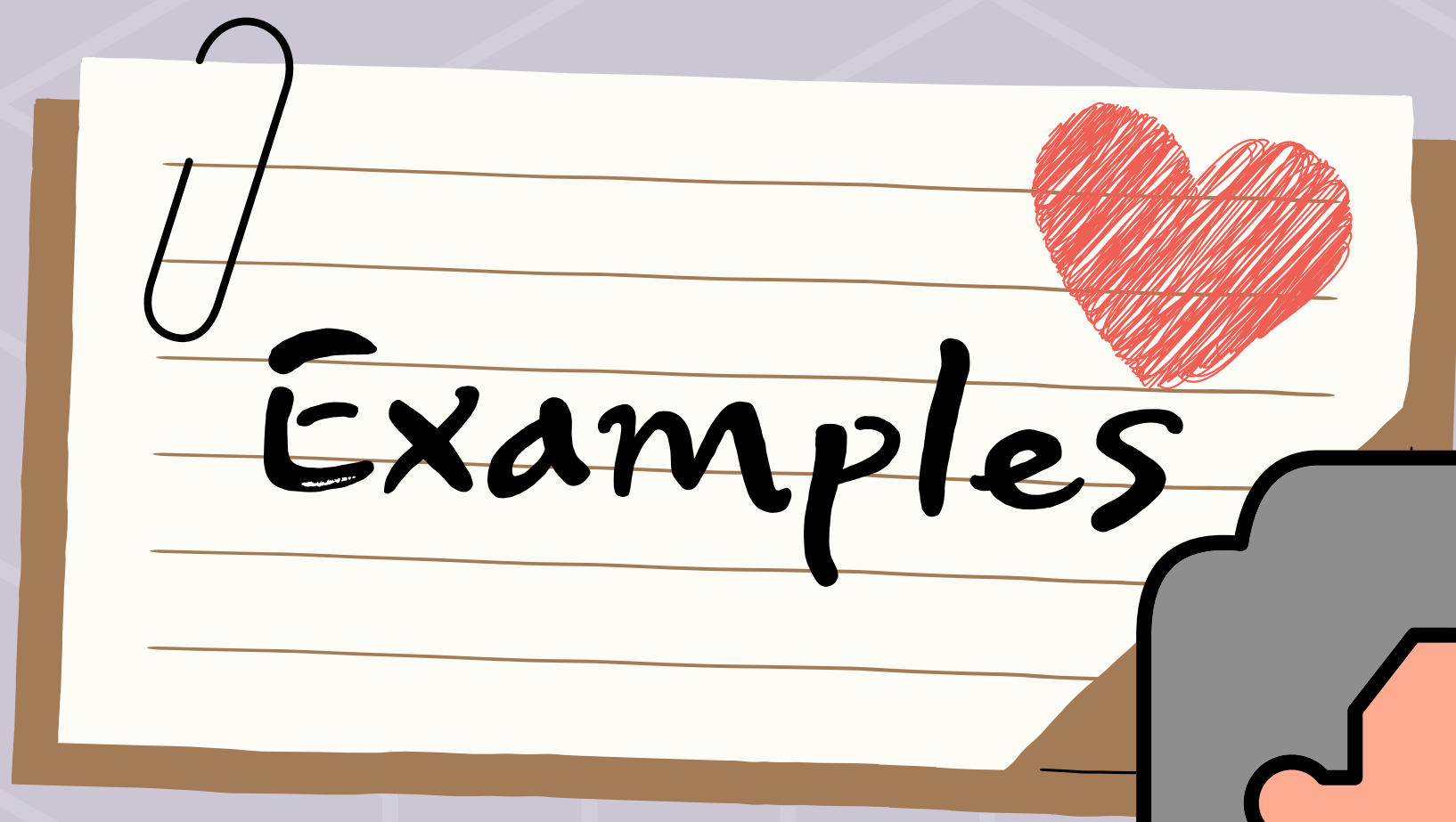
The Secondary Madd

FIRST: DEPENDING ON HAMZA

3. Badal



- In Arabic, the word **Munfasil** means: Replacement
- We used to see the Hamza following the Madd letter, however, here we have replaced their positions so that the Hamza now precedes the Madd letter.
- **Method of pronunciation:**
 - We shall prolong the duration of the Madd letter by 2 beats only (Haraka).



عَامَنُوا

عَابَاءَهُمْ

عَايَتِ

عَالِهَةً

عَاذُوا

عَاتَيْتَ

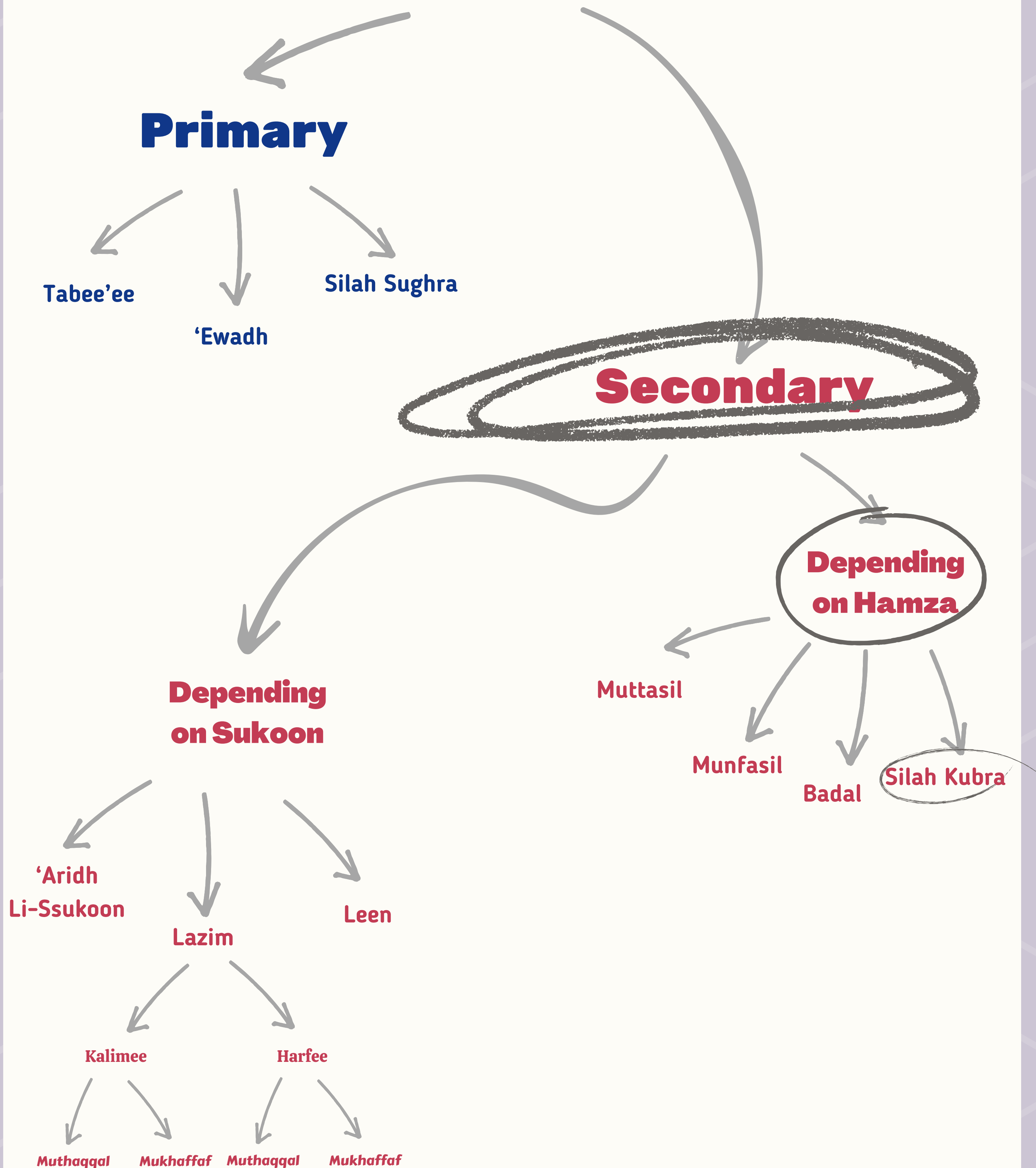
فَرَعَاهُ

الْقُرْعَانِ

عَادَمُ

عَاثَرَهُمْ

THE TYPES OF MADD



The Secondary Madd

FIRST: DEPENDING ON HAMZA

4. Silah Kubra

- In Arabic, the word Silah means: Connection, and the word Kubra means: Major.
- It refers here to the third-person masculine singular pronoun, Haa (هـ), which is attached to the end of a word (meaning "him" or "his"), as in the word:

his

عَلَاهُ

him

The Secondary Madd

FIRST: DEPENDING ON HAMZA

4. Silah Kubra

- Method of pronunciation:

✎ We shall prolong the duration of Haa (ا) letter by 4 beats or 2 beats (Haraka)



Three conditions must be fulfilled in order to apply this Madd:

The Secondary Madd


FIRST: DEPENDING ON HAMZA

4. Silah Kubra

- Conditions to Apply this Madd:

- 1 There is a short vowel preceding haa.

a _




a _



a _



a _



The Secondary Madd

FIRST: DEPENDING ON HAMZA


4. Silah Kubra

- Conditions to Apply this Madd:


②

There is a short vowel following it in the next word.


ـَ + a




ـُ + a



ـِ + a



ـِ + a



The Secondary Madd

FIRST: DEPENDING ON HAMZA

4. Silah Kubra

- Conditions to Apply this Madd:


③

It must be followed by a hamzah.


سَ + ا



سْ + ا



سِ + ا




سُ + ا





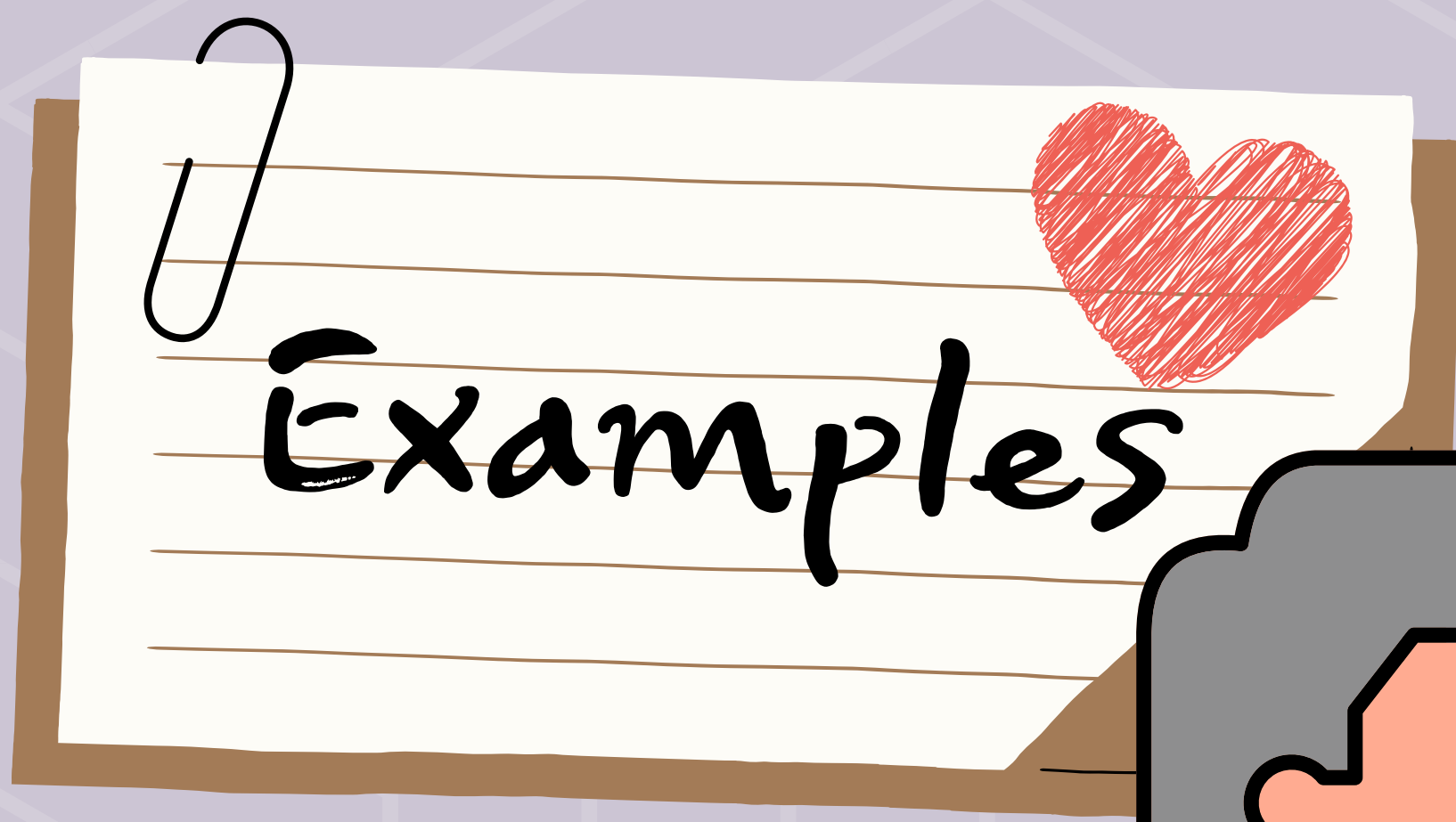
The Secondary Madd



Notes:

- The third clause is the differentiating factor that sets apart the Madd Silah Sughra from the Kubra. In the Madd Silah Kubrah, the Haa is obliged to be followed by a Hamza. 
- Like the Munfasil Madd, the reader cannot switch from 2 beats to 4 beats randomly in one reading, but we fix one way or the other, either 2 beats or 4 beats throughout the reading.





فَإِنَّهُ ~ عَاثِمٌ

بِهِ ~ اِيْمَنُكُمْ

إِلَى

فَلَهُ ~ أَجْرُهُ

تِلَاوَتِهِ ~ أَوْلَئِكَ

قَالَ لَهُ ~ رَدُّهُ ~ أَسْلِمٌ

مِنْ عِلْمِهِ ~ إِلَّا

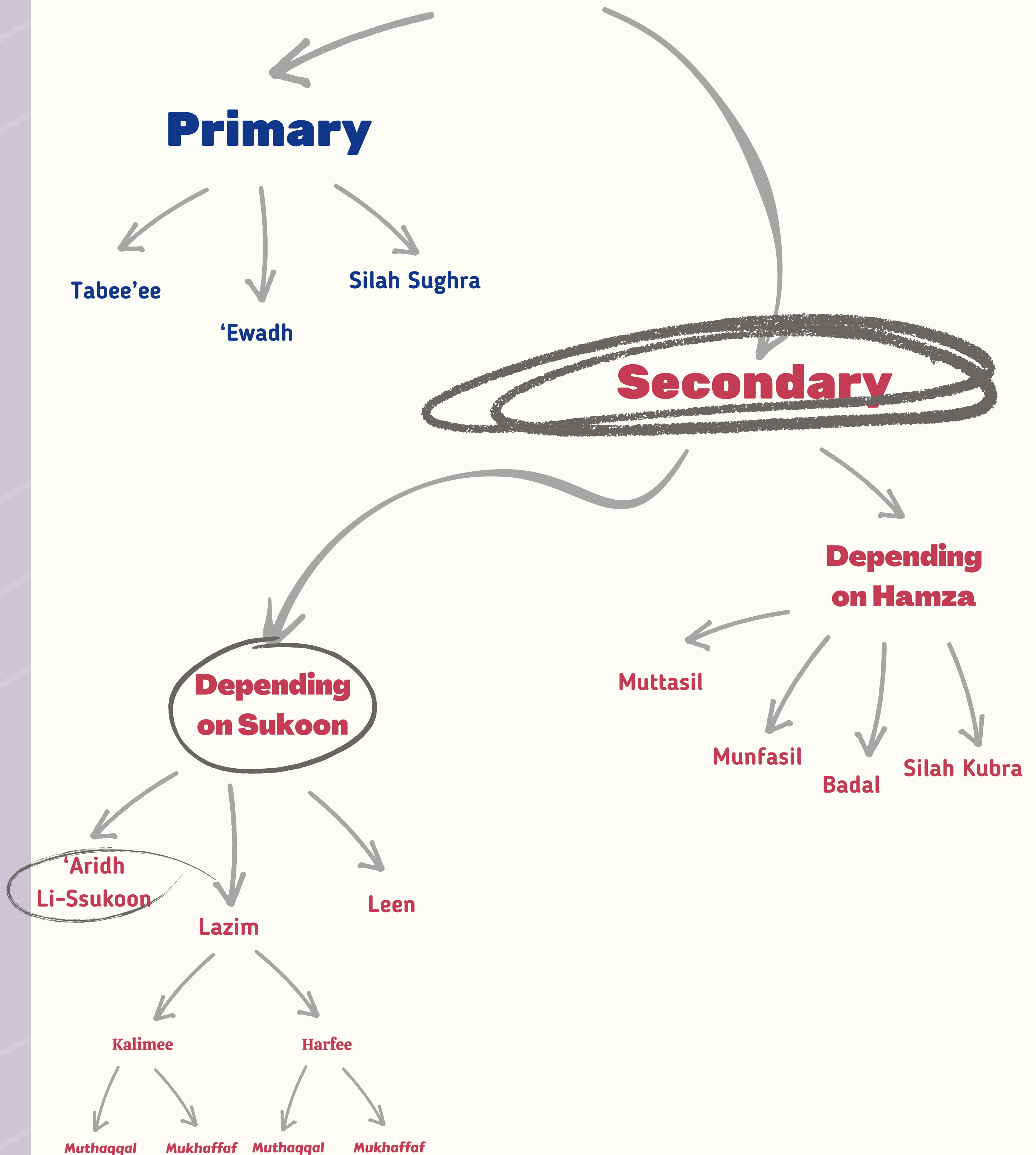
لَهُ ~ أَضْعَافًا

يُؤَدِّهِ ~ إِلَيْكَ

تَأْوِيلُهُ ~ إِلَّا

فِي رَدِّهِ ~ أَنْ عَاتَنَهُ


THE TYPES OF MADD




The Secondary Madd

SECOND: DEPENDING ON SUKOON

1- 'Aridh Li-Ssukoon

- In Arabic, the word Aridh Li-Ssukoon means: temporary Madd for stopping. 
- If a Madd Tabee'ee is followed by a letter at the end of a word, which has been made Saakin temporarily because the reader has to stop at the word, the reader should prolong the Madd Tabee'ee to be Madd Aridh Li-Ssukoon.

Tabee'ee +  = 'Aridh Li-Ssukoon

The Secondary Madd

SECOND: DEPENDING ON SUKOOK

1- 'Aridh Li-Ssukoon

- Method of pronunciation:

👉 We shall prolong the duration of the Madd letter by: 2 beats, 4 beats, or 6 beats (Haraka).



Two conditions must be fulfilled in order to apply this Madd:

The Secondary Madd

SECOND: DEPENDING ON SUKOOK


1- 'Aridh Li-Ssukoon

- Conditions to Apply this Madd:


①

The Madd letter must be the penultimate letter in the word.


The first letter




The middle letter



The penultimate letter



The last letter



The Secondary Madd

SECOND: DEPENDING ON SUKOON


1- 'Aridh Li-Ssukoon

- Conditions to Apply this Madd:


②

This Madd only manifests if you pause at the end of the word, yet if you persist in reading without pausing, it will remain a Tabee'ee Madd.

Stop at the word



Continue Reading





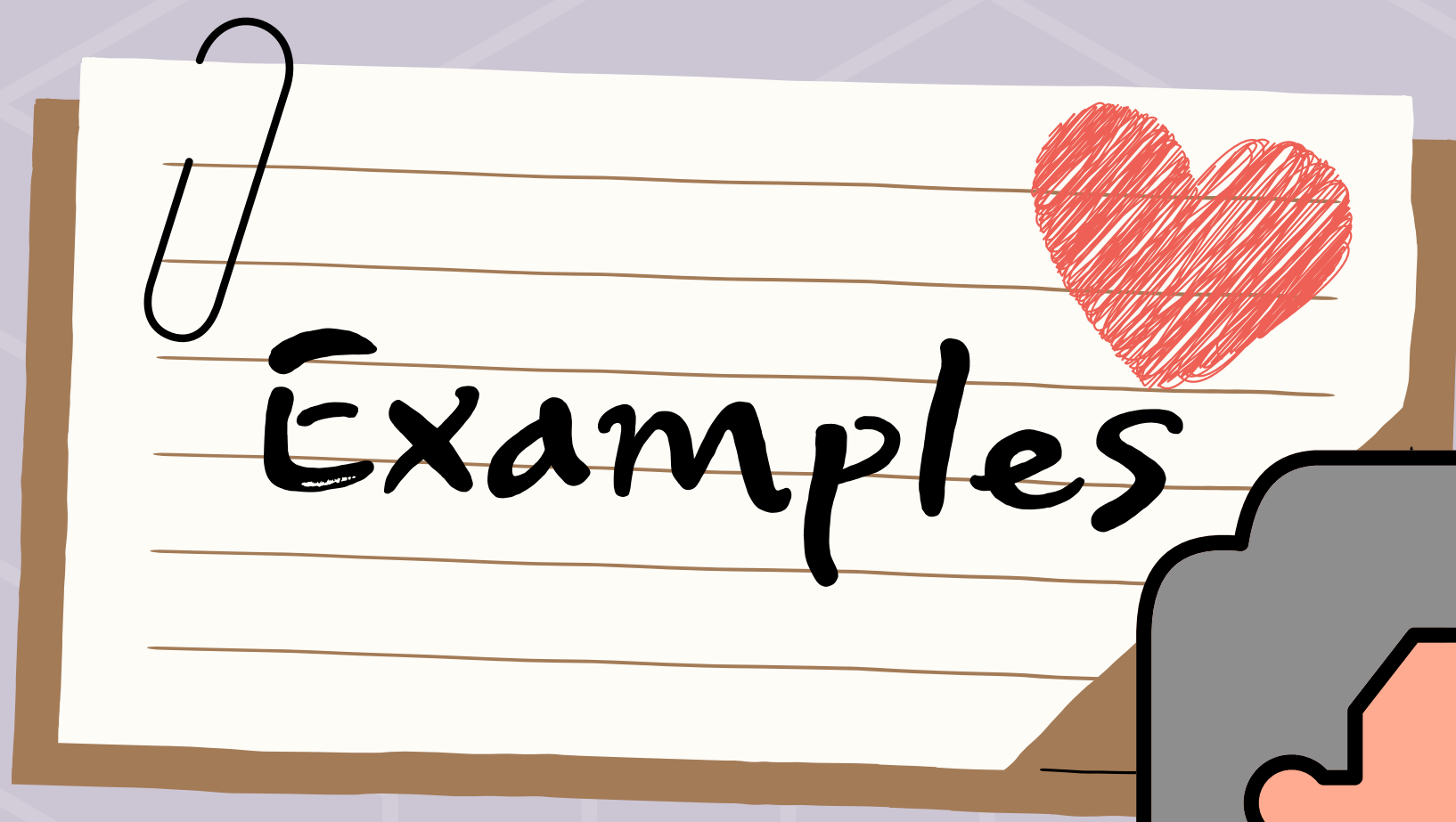
The Secondary Madd



Note:

In a single reading, the reader must commit to either 2 beats, 4 beats, or 6 beats, without randomly switching between them. It is imperative to maintain consistency in one chosen pattern throughout the entire reading.





رَبِّ الْعُلَمِيَّةِ

بِرَبِّهِمْ يَعْدِلُونَ

عَدُوٌّ مُبِينٌ

لَعَلَّكُمْ تَعْقِلُونَ

لَهْدَنكُمْ أَجْمَعِينَ

كَانُوا يَصْدِفُونَ

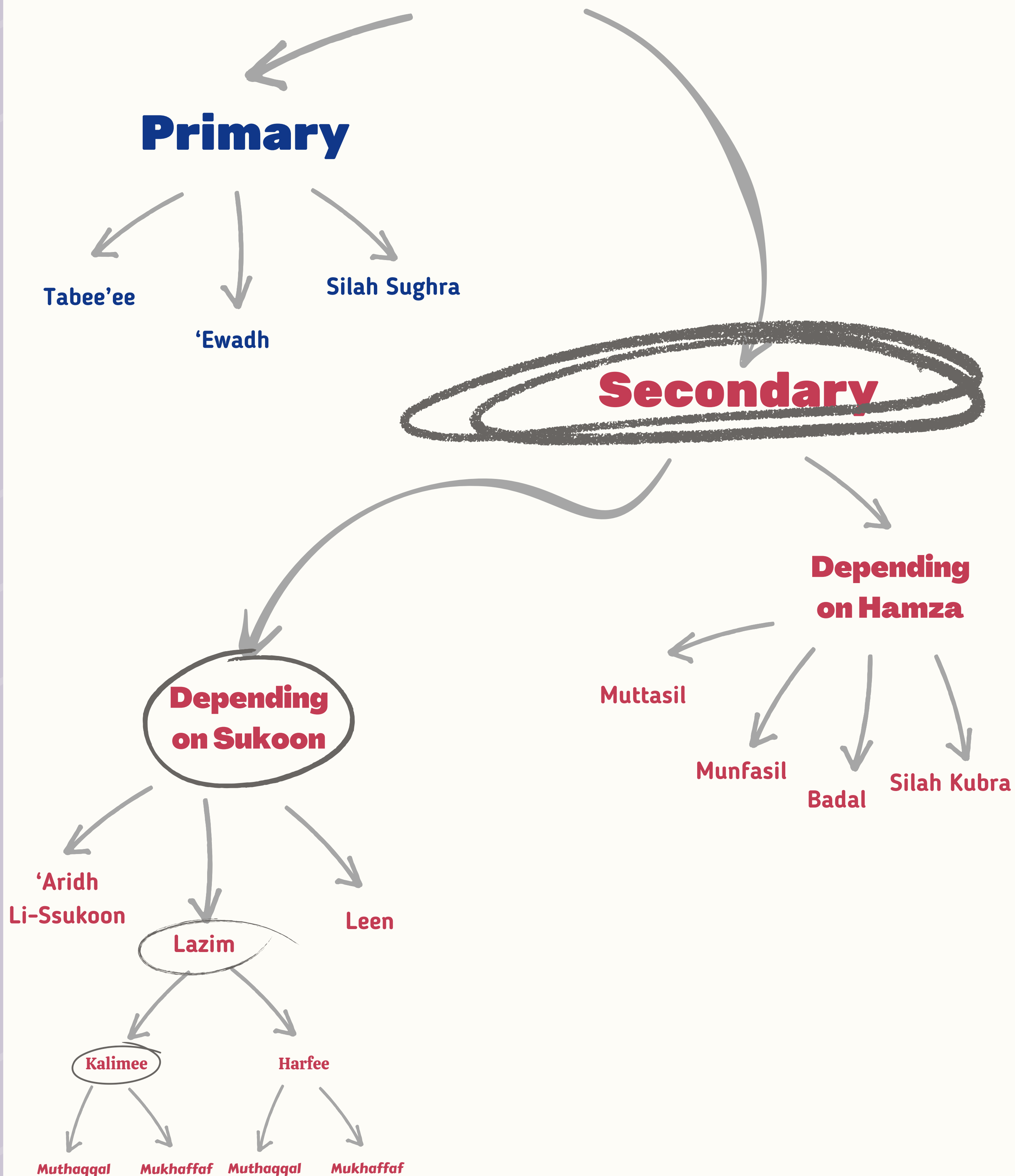
الْقَوْمِ الظَّالِمِينَ

إِنَّا مُنْتَظِرُونَ

وَمَا كَانَُوا مُهْتَدِينَ

فِيهِ تَخْتَلِفُونَ

THE TYPES OF MADD



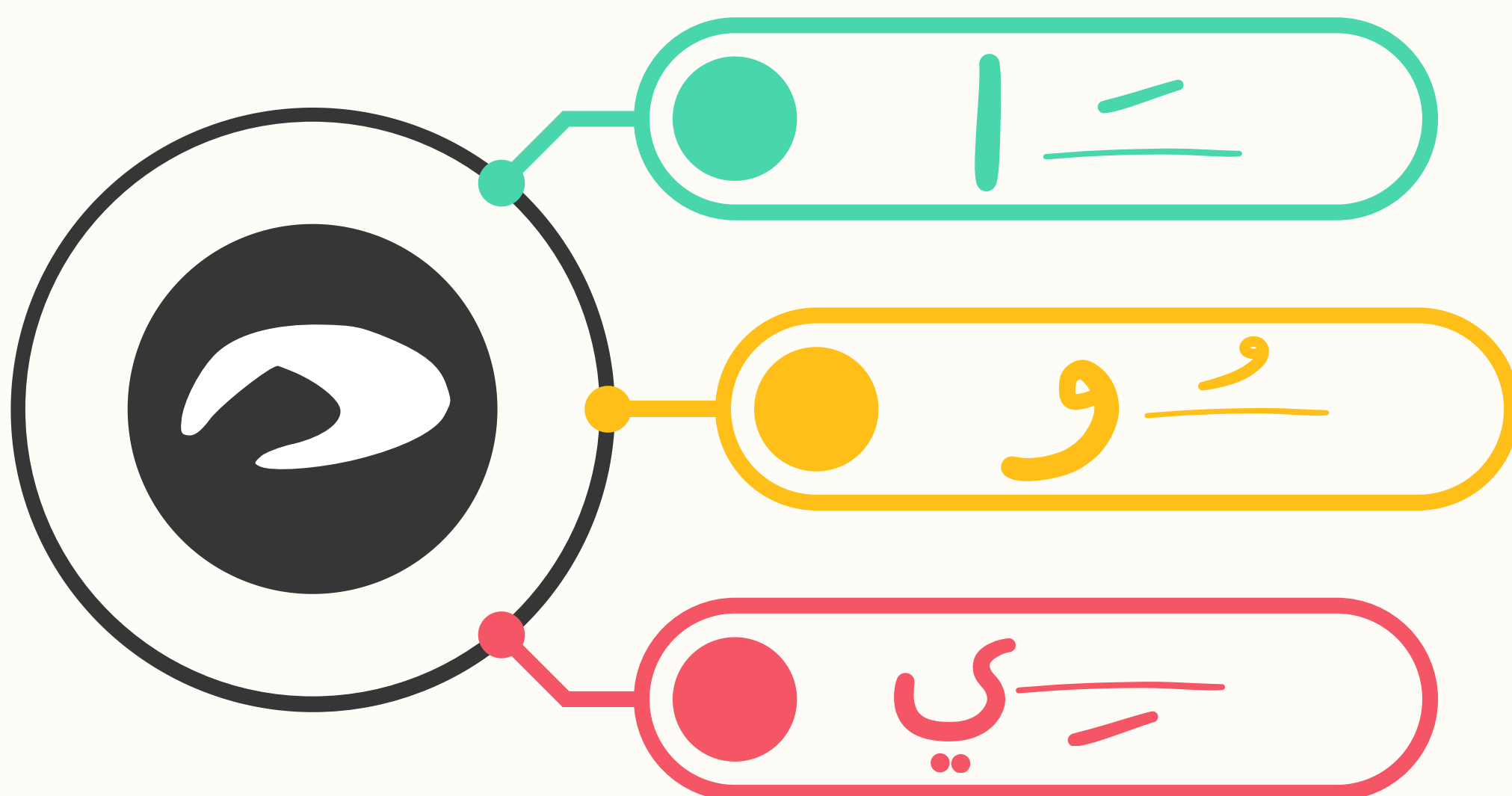
The Secondary Madd

SECOND: DEPENDING ON SUKOOK

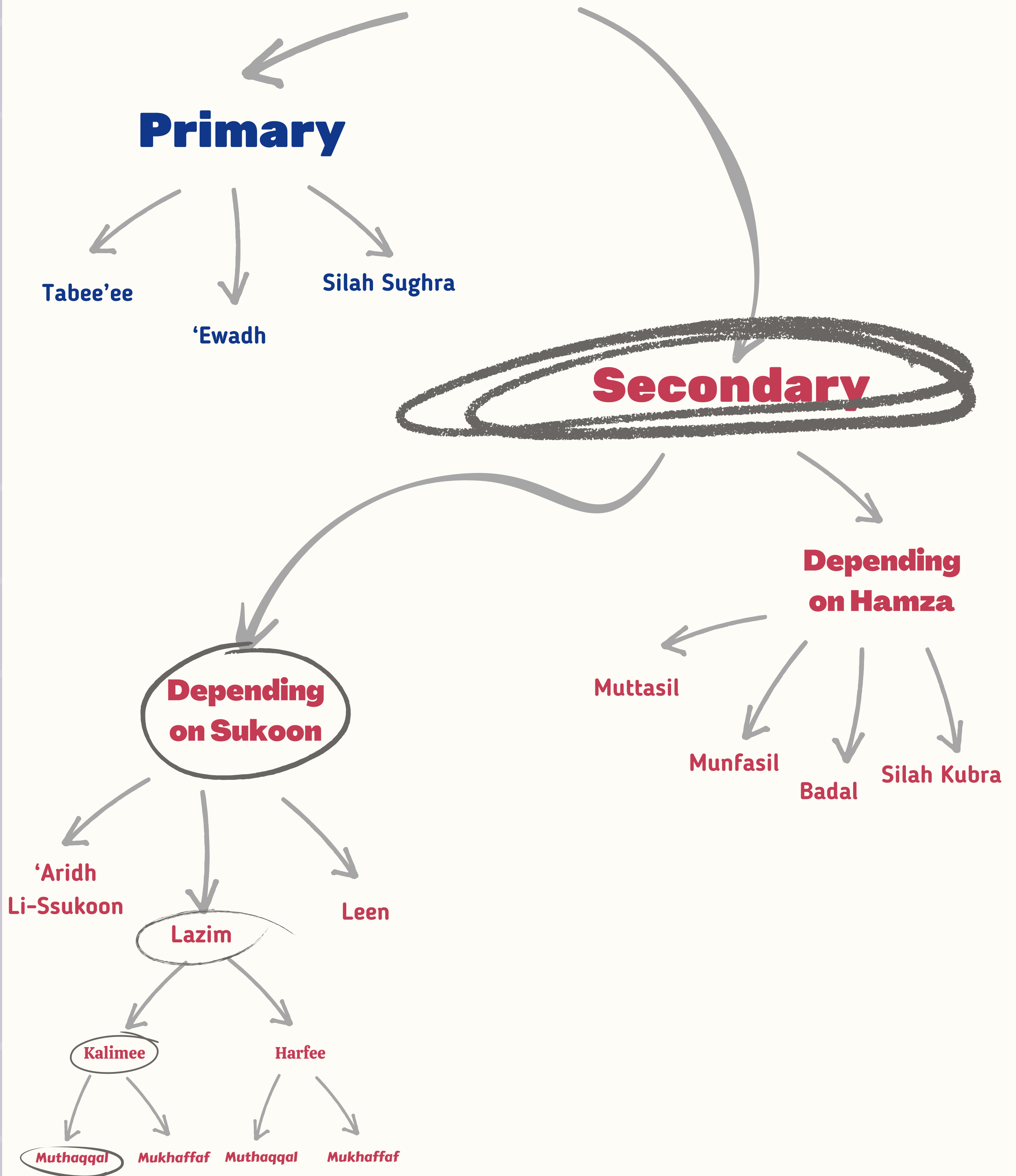
2- Lazim

A) Kalimee:

- In Arabic, the word Kalimee means: from a word.
- This madd takes place when the sukoon, which is the cause of madd, follows the madd letter within the same word.



THE TYPES OF MADD



The Secondary Madd

SECOND: DEPENDING ON SUKOOK

2- Lazim

A) Kalimee:

✓ **Muthaqqal**



- In Arabic, the word Muthaqqal means: heavy.
- When a Madd Letter is accompanied by a Mushaddad letter, it is obligatory for the reader to extend the duration of the Madd letter.



The Secondary Madd

6

Method of pronunciation:

ﷳ We shall prolong the duration of the Madd letter by 6 beats (Haraka).

Note:

Initially, we declared that the foundation of this Madd is reliant upon the Sukoon that comes after it. However, we presently assert that the essence of this Madd hinges upon the following Shaddah.

How this can be?



The Secondary Madd




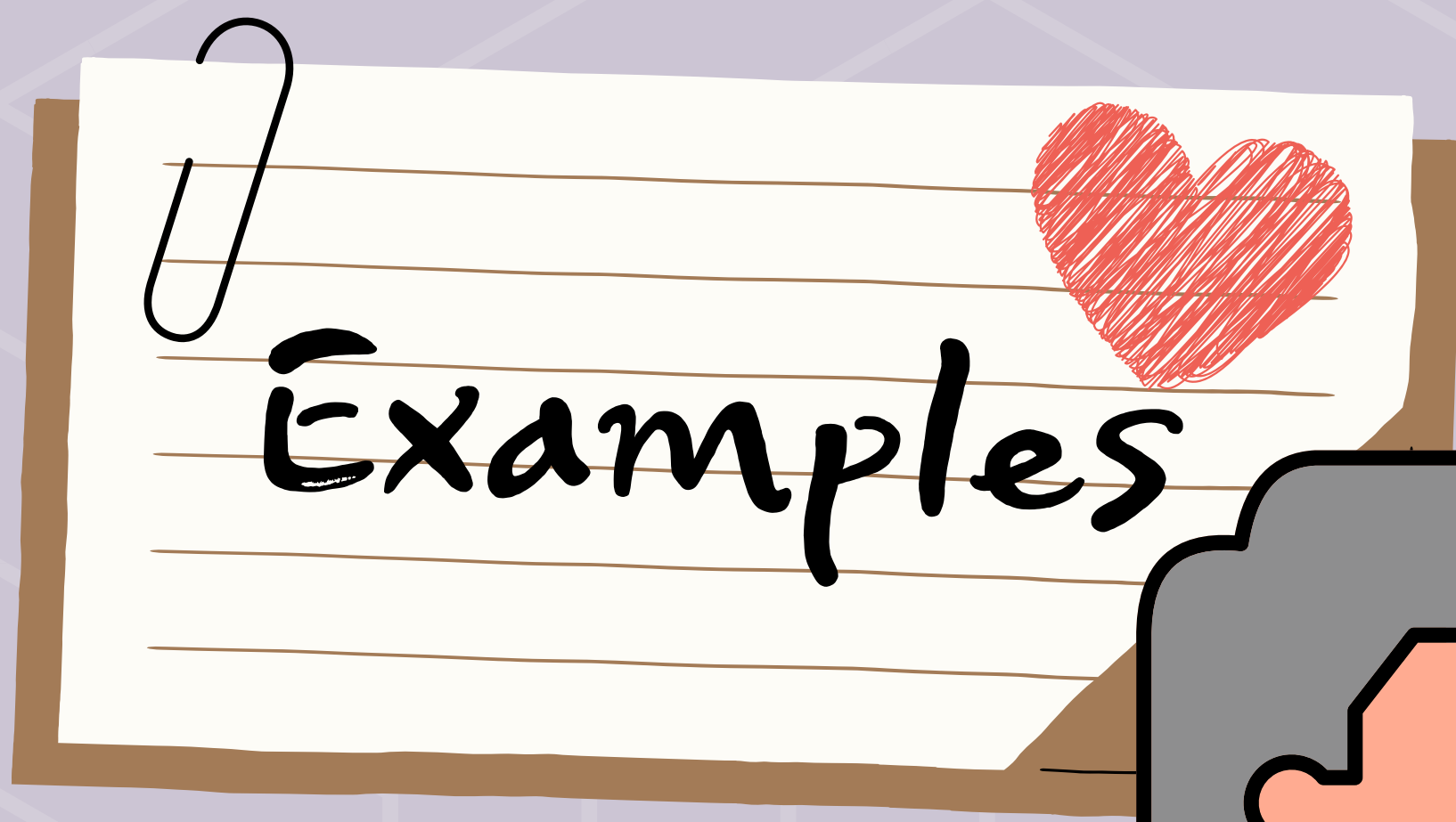
The origin of the Shaddah holds the key to unlocking the answer to this question. It comprises two letters; the first is a sakin letter and the second is a letter with a short vowel.

$$\begin{array}{l} \text{ت} + \text{ت} = \text{تّ} \\ \text{ث} + \text{ث} = \text{ثّ} \\ \text{ظ} + \text{ظ} = \text{ظّ} \end{array}$$



Therefore, from a technical standpoint, uttering shadda following the madd letter signifies sukoon after the madd letter nevertheless, the shadda possesses greater emphasis due to its union of two letters.





أَتَحَا جُونَنَا

بِصَنَّا رَيْنَ

الصَّنَّا لَيْنَ

دَا بِيَّةِ

عَا الذَّكَرَيْنِ

كَآ فَةٍ

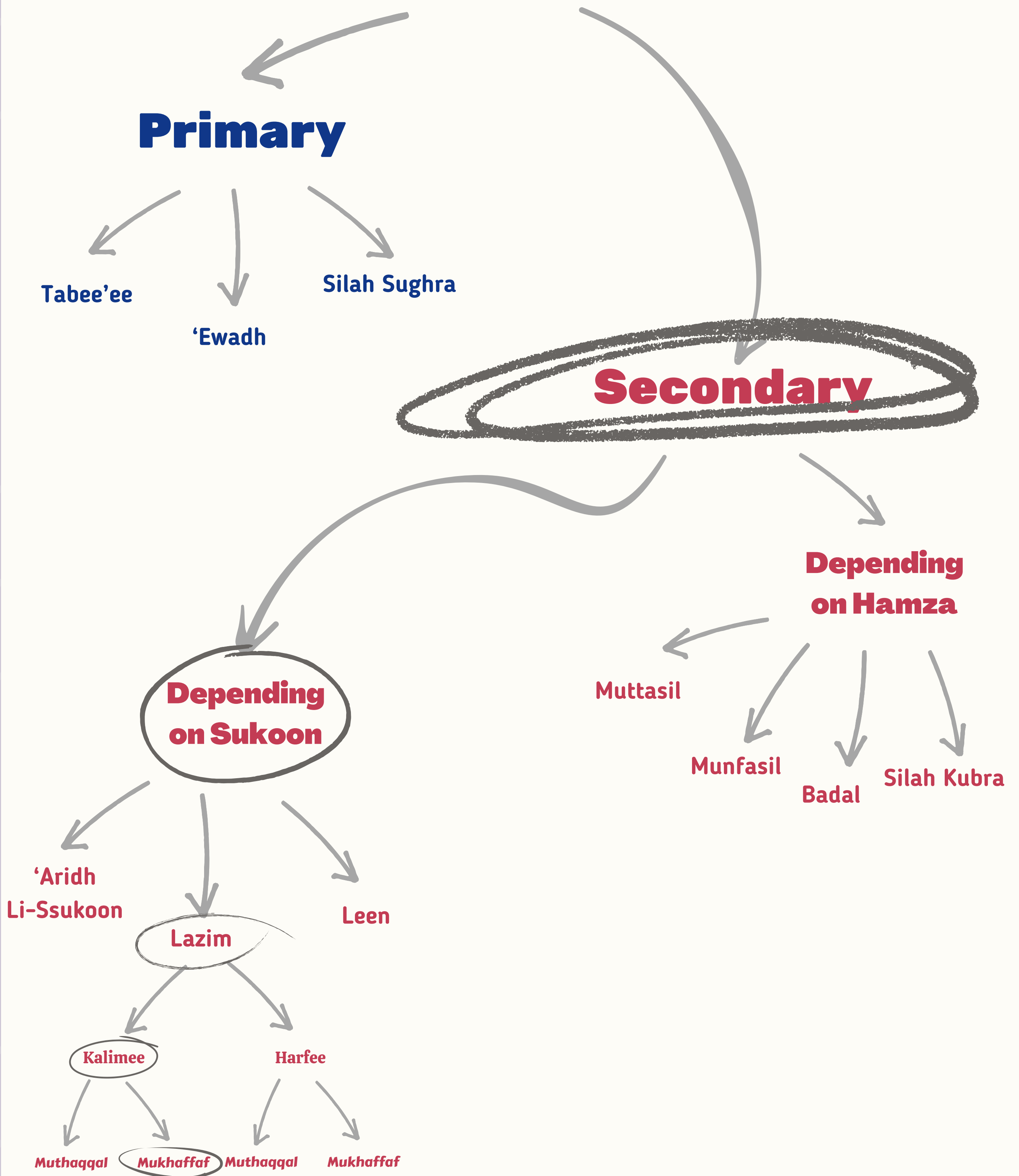
الصَّنَّا حَةُ

الْحَا قَةُ

تَحْصَنُونَ

الْظَّآ مَةُ

THE TYPES OF MADD



The Secondary Madd

SECOND: DEPENDING ON SUKOOK

2- Lazim

A) Kalimee:



- In Arabic, the word Mukhaffaf means: light.
- When a Madd Letter is accompanied by a Sakin letter, it is obligatory for the reader to extend the duration of the Madd letter.



The Secondary Madd

6

Method of pronunciation:

👉 We shall prolong the duration of the Madd letter by 6 beats (Haraka).

Note:

This is only one case in the whole Quran repeated 2 times is Surat Yunnos.

عَالَمِينَ

The Secondary Madd

SECOND: DEPENDING ON SUKOOK

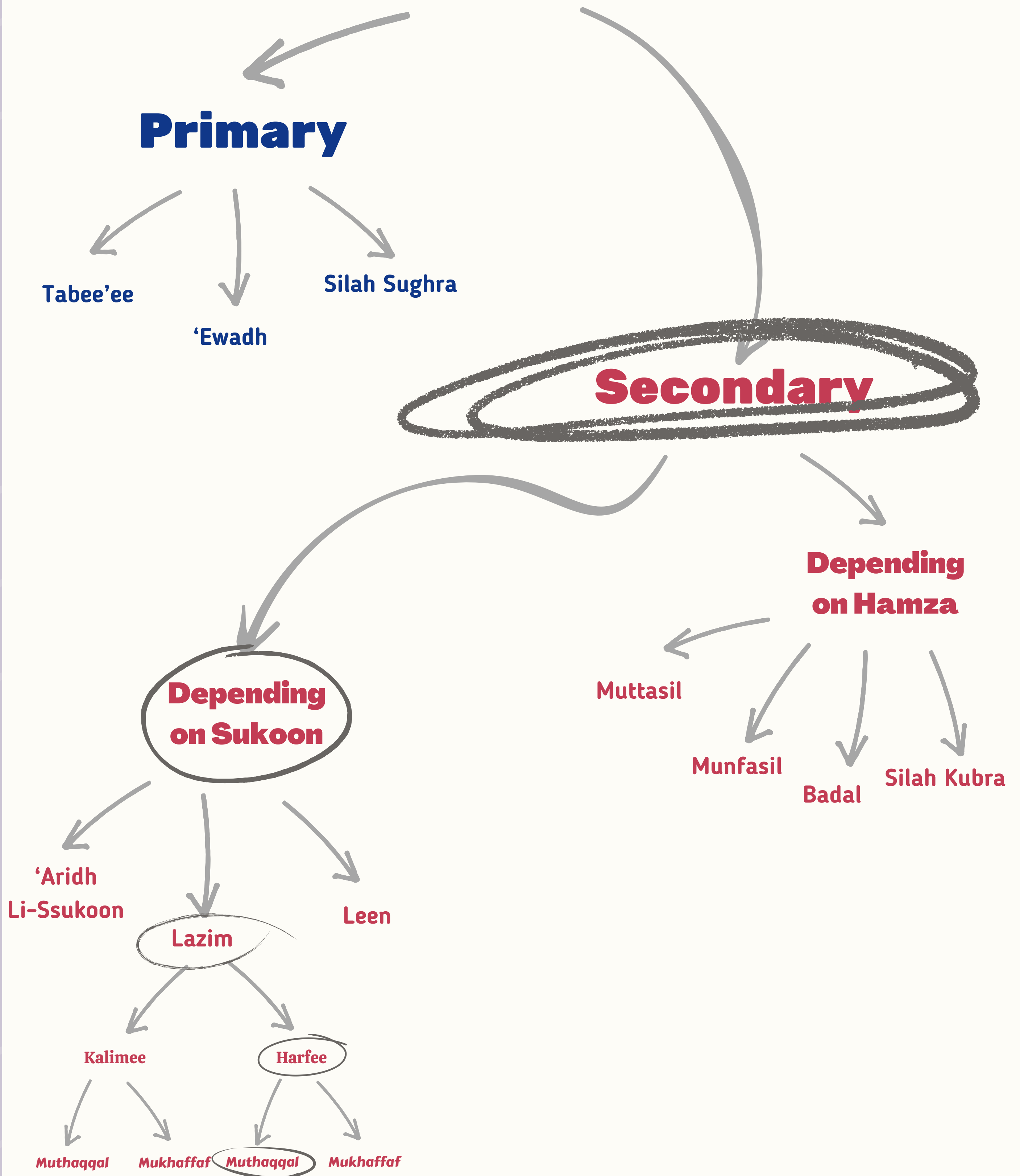
2- Lazim

A) Harfee:

- In Arabic, the word haffee means: from a letter.
- The letters that begin some of the surahs of the Qur'an are categorized into two groups: Muthaqqal and Mukhaffaf. The category that the letter falls into depends on whether it is merged into the next letter, or not.



THE TYPES OF MADD



The Secondary Madd

SECOND: DEPENDING ON SUKOOK

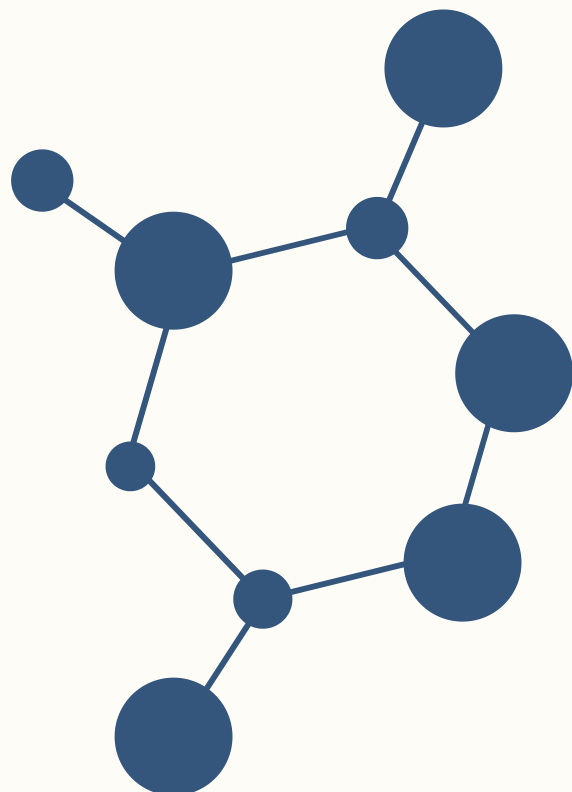
2- Lazim

B) Harfee:

✓ **Muthaqqal**



- In Arabic, the word Muthaqqal means: heavy.
- This type of Madd occurs when one of the letters that begin some of the surahs merges into the letter that comes after it.



The Secondary Madd


6

Method of pronunciation:

👉 We shall prolong the duration of the Madd letter by 6 beats (Haraka).

Note:

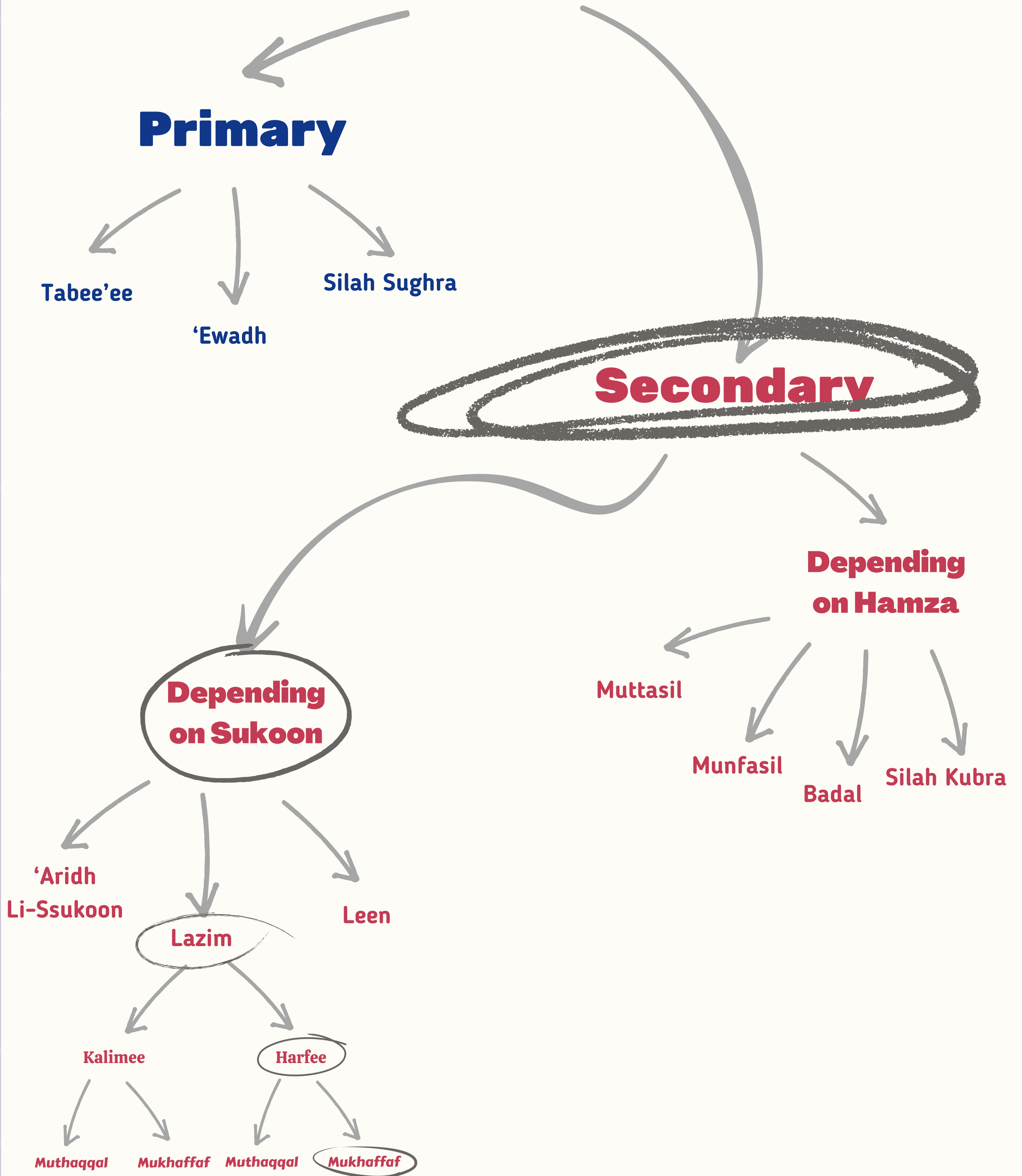
This Madd only happens at the beginning of some Surahs.



The letter Lam at this example is merged with the letter meem so it will be a Muthaqqal Madd.

اَلِفْ لَامٌ مِيْمٌ = اَلِفْ لَامِ مِيْمٌ

THE TYPES OF MADD



The Secondary Madd

SECOND: DEPENDING ON SUKOON

2- Lazim

B) Harfee:

 Muthaqqal

 Mukhaffaf

- In Arabic, the word Mukhaffaf means: light.
- This type of Madd occurs when one of the letters that begin some of the surahs does not merge into any letter that comes after it.

The Secondary Madd

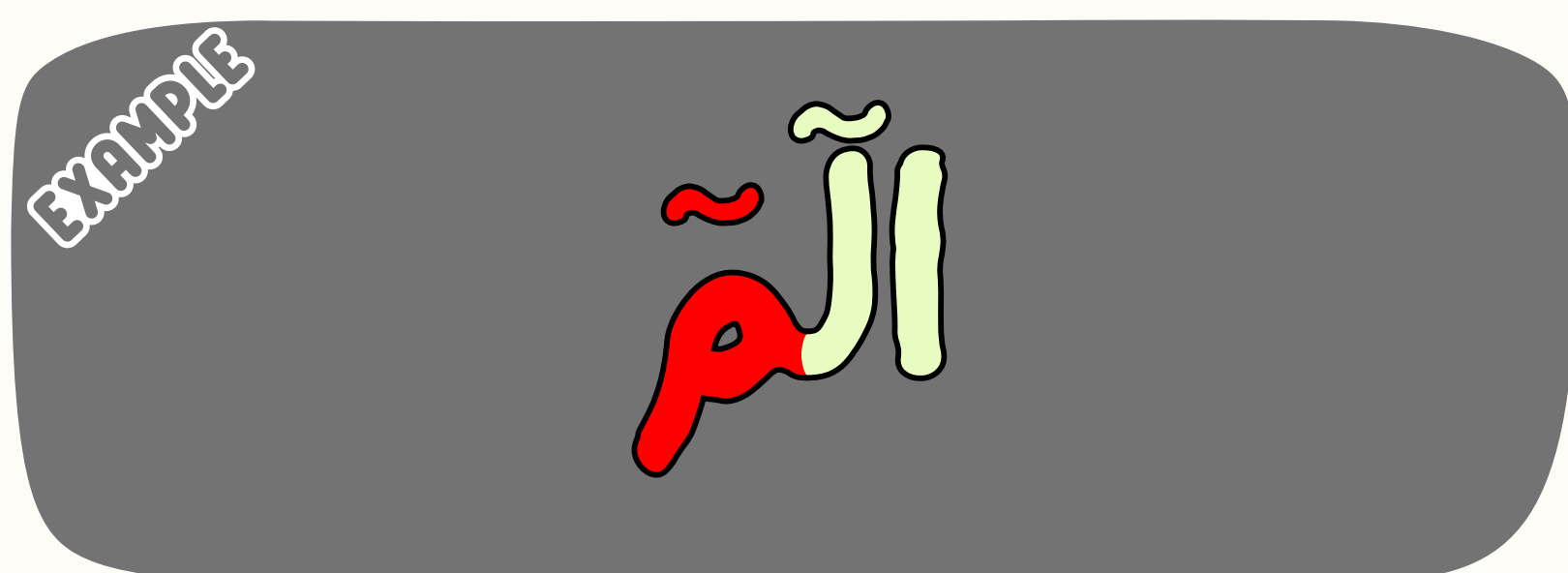
6

Method of pronunciation:

👉 We shall prolong the duration of the Madd letter by 6 beats (Haraka).


Note:

This Madd only happens at the beginning of some Surahs.




The letter meem in this example is not merged with any letter after it so it will be a Mukhaffaf Madd.

❌ $\text{أَلِف لَام مِيم} = \text{أَلِف لَام مِيم}$ ❌



Examples



● **Muthaqqal**

● **Mukhaffaf**

آلر

آلم

عَسَق

آقَص

تَهِيَعَص

آمَد

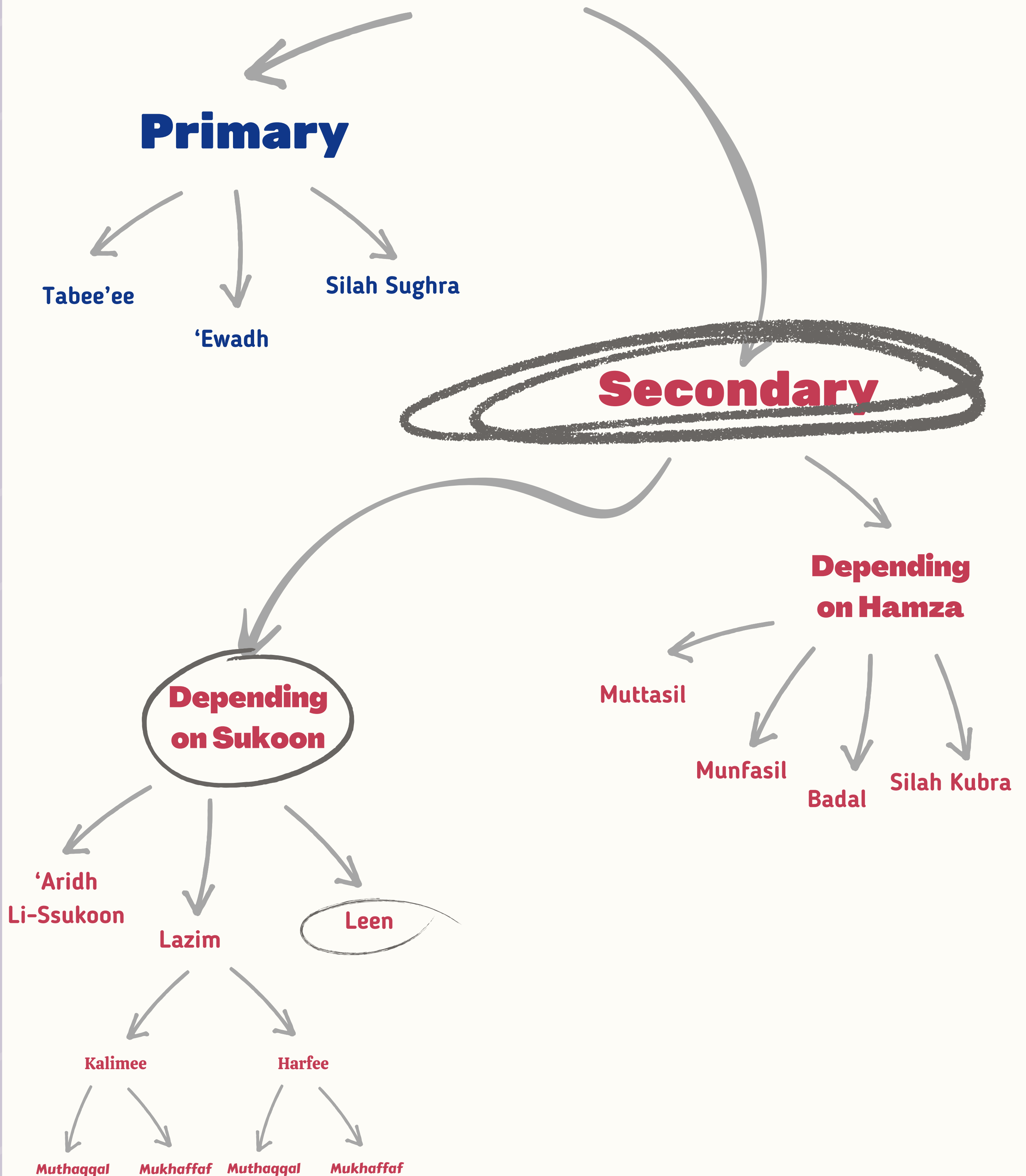
طَسَس

طَسَم

ق

حَم

THE TYPES OF MADD



The Secondary Madd

SECOND: DEPENDING ON SUKOOK

3. Leen

- In Arabic, the word Leen means: Soft



- The Leen letters are: Ya' Sakin and Waaoo Sakin preceded by a letter with Fatha.

ﻱ + َ

ﻭ + َ

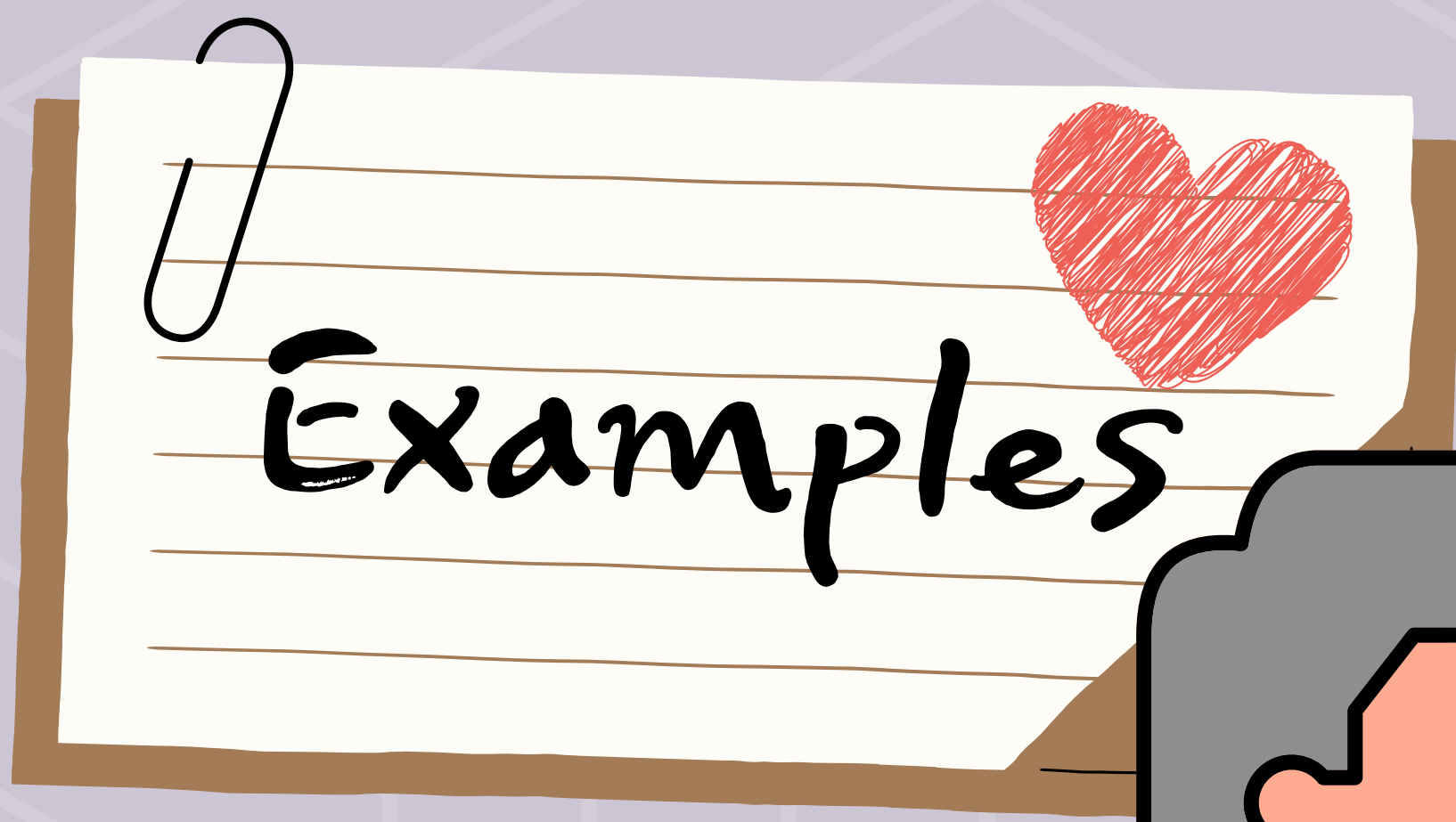
- If one of the Leen letters is followed by a letter at the end of a word, which has been Saakin due to stop, the reader should prolong the Leen letter.

The Secondary Madd

- **Method of pronunciation:**

👉 We shall prolong the duration of the Leen letter by 2 beats, 4 beats, or 6 beats (Haraka).

	Leen	'Aridh Li-ssukoon
penultimate letter	✓	✓
Letter 9 & ٩	✓	✓
Letter ١	✗	✓
Prolong 2, 4, or 6	✓	✓



خَوْفٍ

الْبَيْتِ

الْمَوْتِ

قُرَيْشٍ

يَوْمَ

وَالضَّعِيفِ

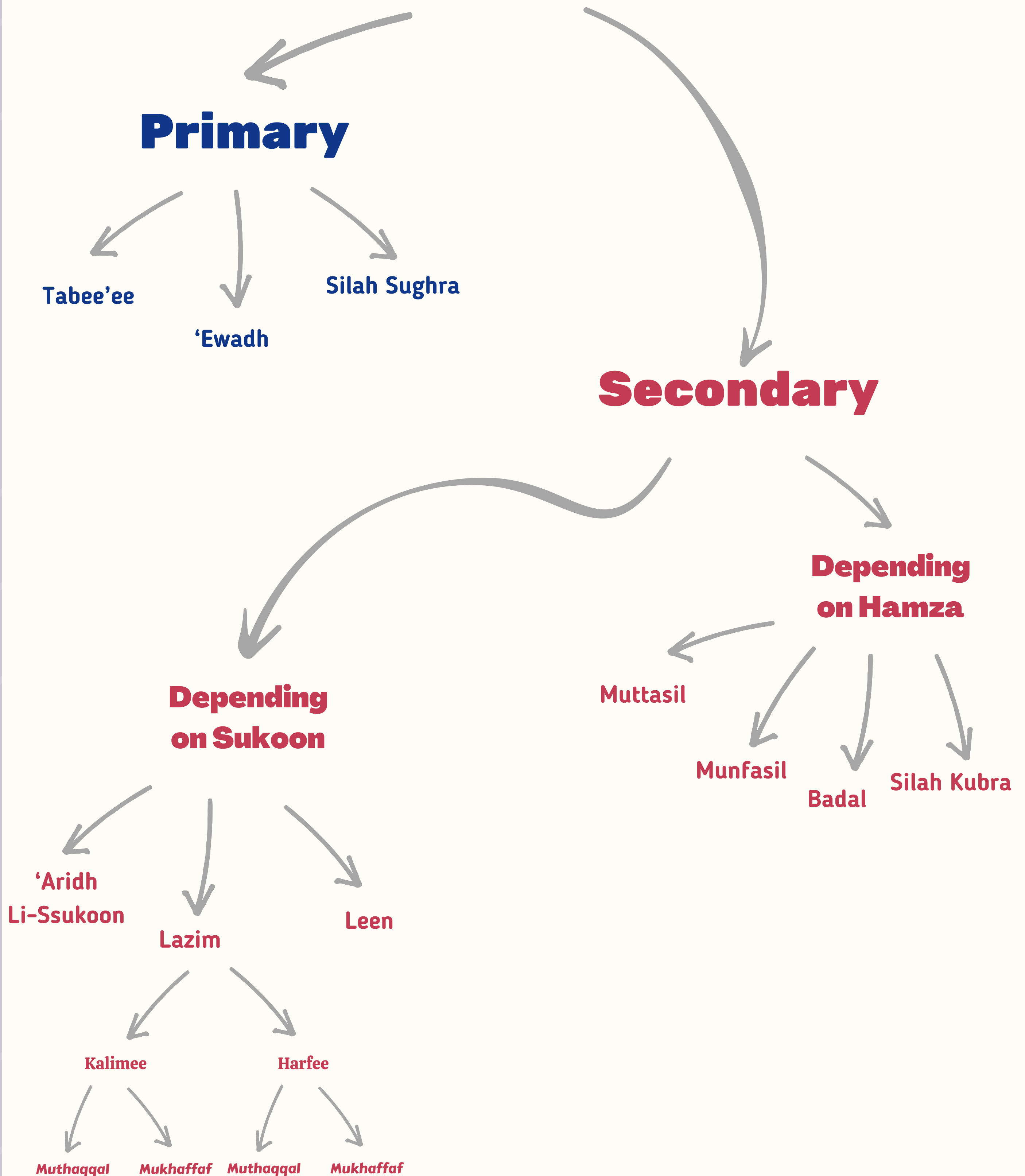
نَوْمَ

بَيْعَ

السَّوْءِ

اَثْنَيْنِ

THE TYPES OF MADD



Types of Hamzahs



**HAMZAH
QAT'**



**HAMZAH
WASL**



Hamzah Qat'

- word
tting.
- 
- An illustration of a tree surgeon wearing an orange hard hat, safety glasses, an orange and yellow high-visibility vest over a purple shirt, grey trousers, and orange boots. He is using a chainsaw to cut into the trunk of a large, brown tree. To the left of the tree, there is a small sawhorse with red and white striped safety barriers. The scene is set on a green patch of grass against a plain white background.

Definition:

This letter Hamzah appears in many different forms in the Arabic language, but it is pronounced according to the Harakah above or below the Hamza.

Examples:

ا ا ب ج د ه و ز

Hamzah Qat'

Method of pronunciation:

✎ The method of its pronunciation depends on the Harakah above or below the Hamza such as Fatha, Kasra or Dhammah.

Note:

it can be located at the beginning, middle, or end of the nouns, verbs, or particles.



Hamzah Qat'




Common mistakes:

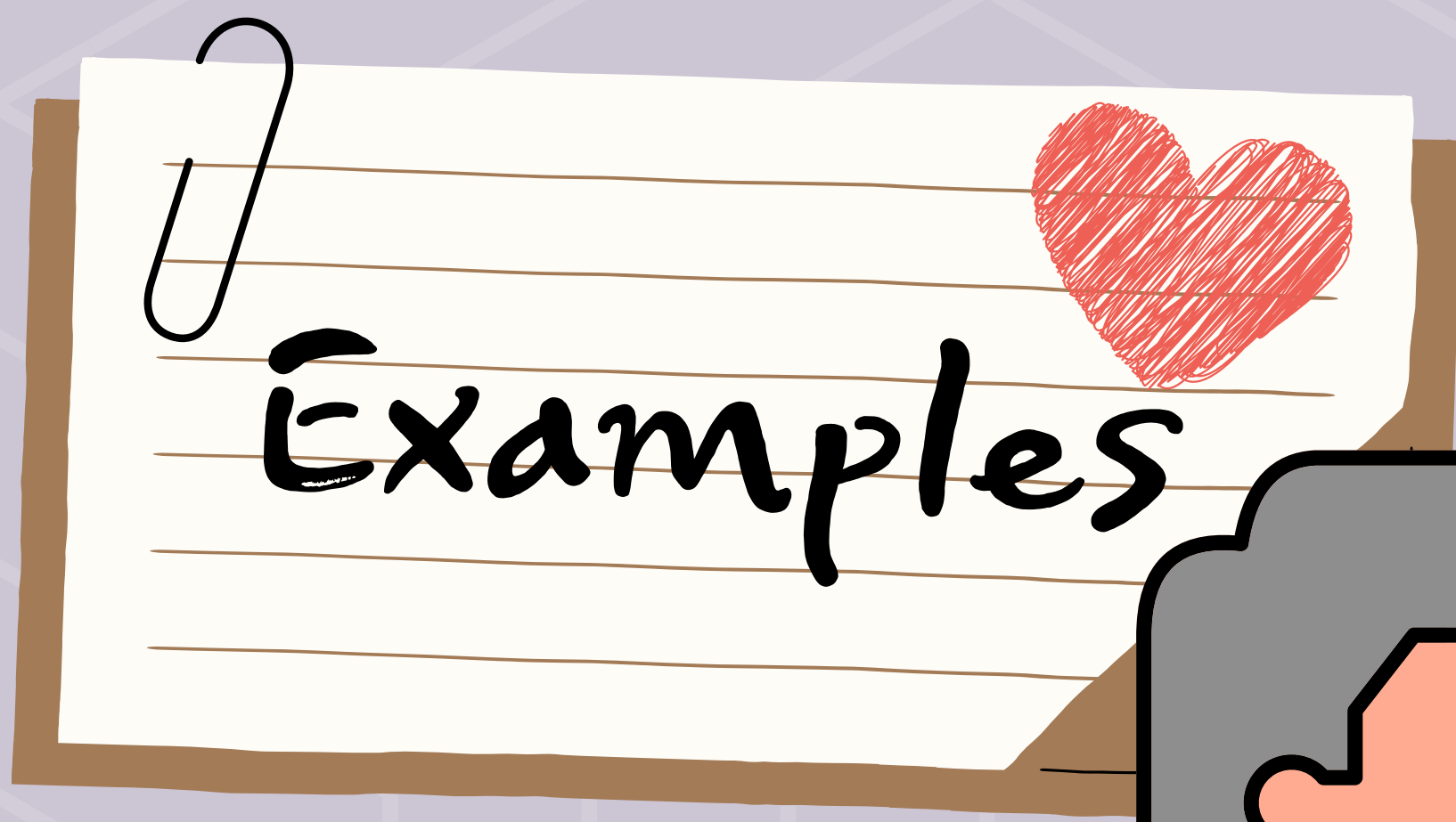
⚡ Not pronouncing the Hamza clearly when it's repeated.

عَإِنَّكَ عَإَنْتُمْ

⚡ The Hamza should be pronounced clearly when it is Saakin otherwise it will be pronounced as the letters of Madd.

مُؤَصَّدَةٌ فَاتُّوْا ثِيَّتُمَا





جُزْءًا

ءَأَنْذَرْتَهُمْ

الْأَفِيدَةِ

مُسْتَهْزِءُونَ

يُؤْمِنُوا

يَسْتَهْزِئُ

إِمَامًا

هَوَلاَءِ

إِيْمَنُكُمْ

بِسَمَا

Hamzah Wasl


- In Arabic, the word Wasl means: connecting.



Definition:

hamzah Wasl can be written with a sign like ^وا, it is typically indicated by the plain Alif without a hamzah.

Note:



this hamza is always at the beginning of a word.

START

Hamzah Wasl

- **Method of Pronunciation**

we have many ways to pronounce hamzah wasl.

Skip it

Pronounce it

With Fatha

With Dhammah

With Kasra



Hamzah Wasl




FIRST: SKIP THE HAMZAH

we only pronounce hamzat al-wasl if it is the first thing we read. However, if we are reading from any word or letter that comes before the hamzat al-wasl, we must skip it and not utter its sound.


Just skip it




pronounce it with Fatha

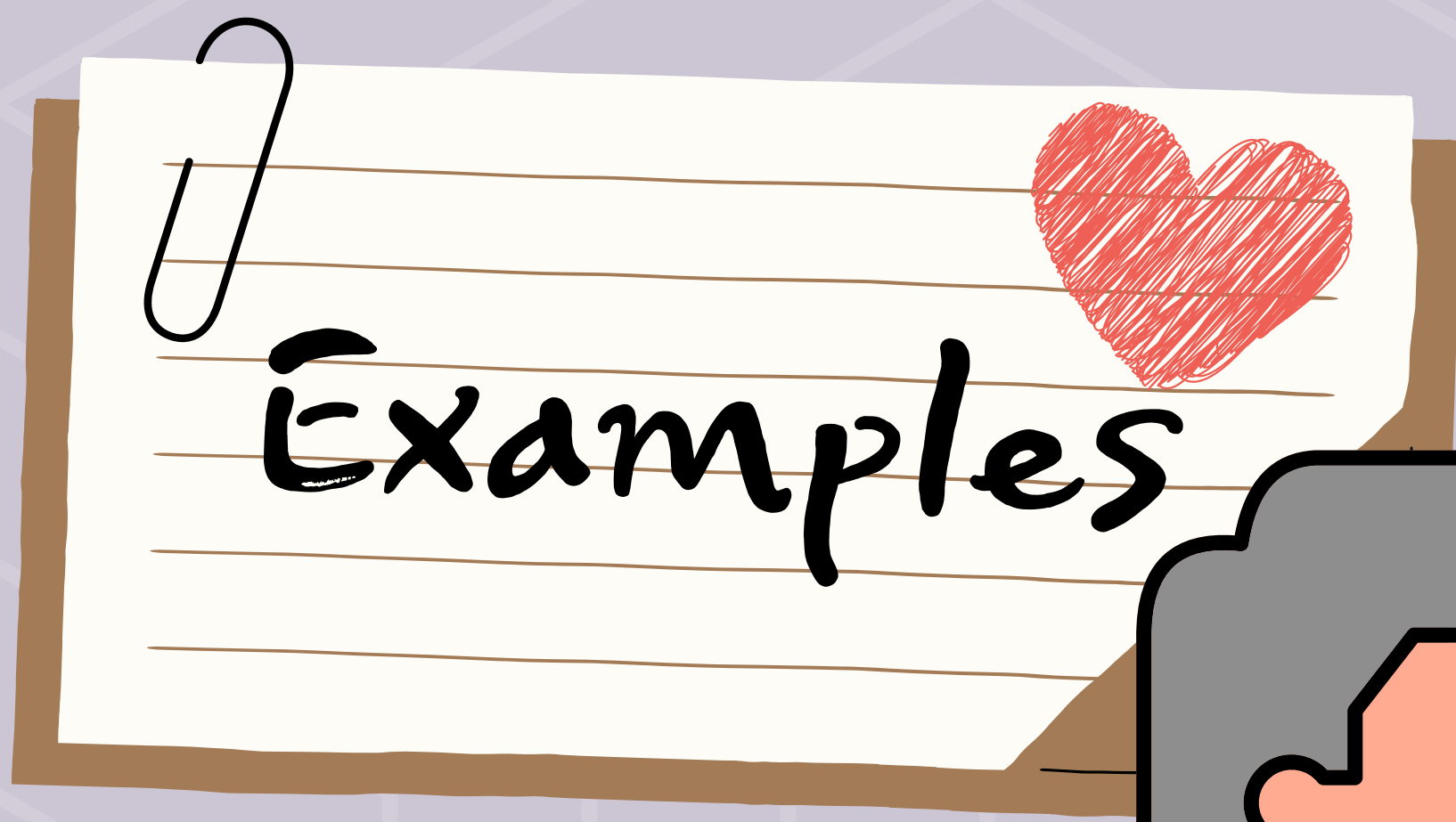


pronounce it with Dhmmah



pronounce it with Kasra





وَالَّذِينَ

بِالْغَيْبِ

وَمِنَ النَّاسِ

هُمْ الْمُفْلِحُونَ

وَأَدْعُوا

كَمَثَلِ الَّذِي

يَأْتَدُمُ أَسْكُنُ

فَاتَّقُوا

وَتَاللَّهِ

بِالْبِرِّ

Hamzah Wasl

SECOND: PRONOUNCE THE HAMZAH

We have 3 different pronunciations

With Fatha

أ

With Dhamma

أُ

With Kasra

أِ

أَ

Hamzah Wasl




SECOND: PRONOUNCE THE HAMZAH


✓ **With Fatha**

When the letter alif is included as part of the definite article "Al", it is pronounced with the short vowel mark fatha. This pronunciation only applies when the letter is read at the beginning.


Just skip it




pronounce it with Fatha



pronounce it with Dhmmah



pronounce it with Kasra



Hamzah Wasl

We have 3 different pronunciations

With Fatha

آل

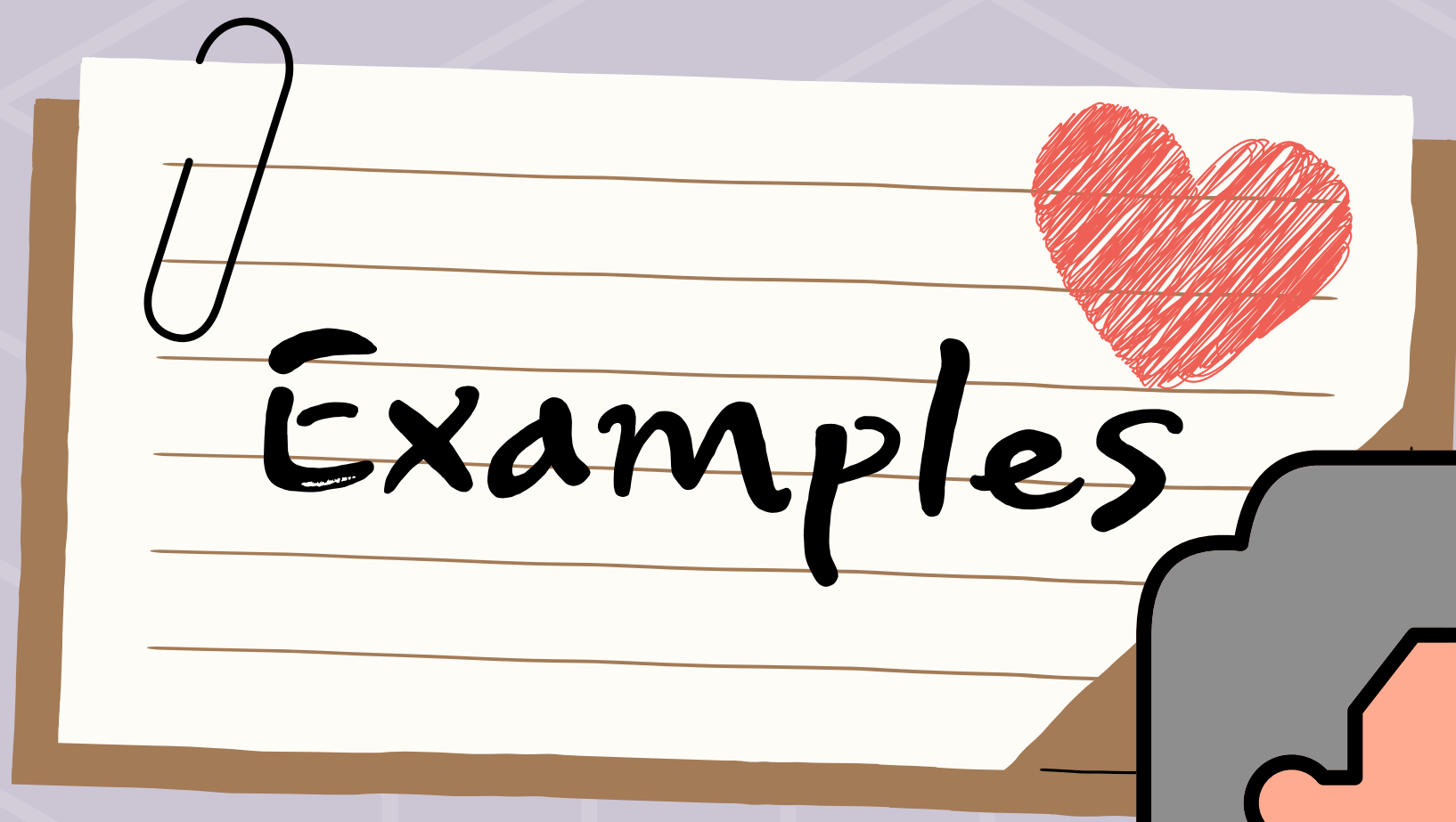
With Dhamma

آل

With Kasra

آل

آل



الْقَرْيَةِ

اللَّهُ

الطَّيْرِ

الْحَرْتِ

الضَّالِّحِينَ

الشَّيْطَانِ

السَّجَلِ

الْغَمِّ


النَّاسِ

الْأَرْضِ

Hamzah Wasl



SECOND: PRONOUNCE THE HAMZAH




with Fatha




with Dhammah

It is pronounced with the short vowel mark dhammah when it is started to be read when it is located at the beginning of a word whose third letter is surmounted by a dhammah.


Just skip it




pronounce it with Fatha



pronounce it with Dhammah



pronounce it with Kasra



Hamzah Wasl

We have 3 different pronunciations

With Fatha

آل

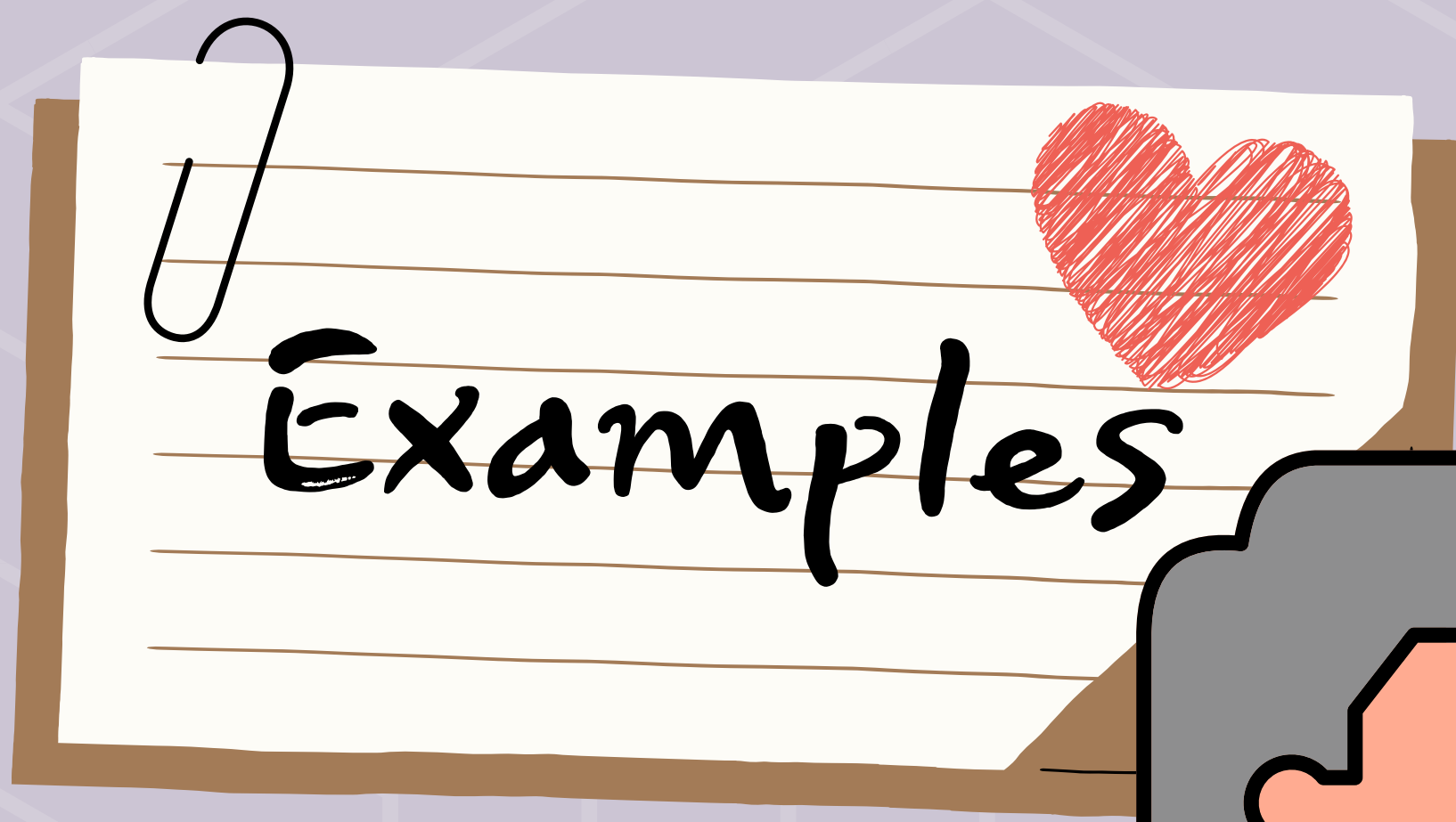
With Dhamma

آل

With Kasra

آل

آل



أَسْكُنْ

أَشْدُدْ

أَقْتُلُوا

أَذْكُرُوا

أَجْتَنِّتُ

أَدْخُلُوا

أَقْنِي

أَدْعُ

أَنْزِلْ

أَنْظُرْ


Hamzah Wasl

SECOND: PRONOUNCE THE HAMZAH

Exception

In the entire Qur'an, we shall exclude merely six words, where the third letter of the word bears a dhammah. Yet, when it comes to pronouncing the hamza, we shall pronounce it with a kasra.






Excluded



Examples



أَبْنُ

أَبْنَوْا

أَنَسَمُ

أَمْرُوْا

أَقْضُوْا

أَمْشُوْا

Hamzah Wasl



SECOND: PRONOUNCE THE HAMZAH



with Fatha




with Dhammah




with Kasra

It is pronounced with Kasrah when it is started to be read when it is located at the beginning of a word whose third letter is surmounted by a Fatha or Kasra.


Just skip it



pronounce it with Fatha



pronounce it with Dhammah



pronounce it with Kasra



Hamzah Wasl

We have 3 different pronunciations

With Fatha

آ

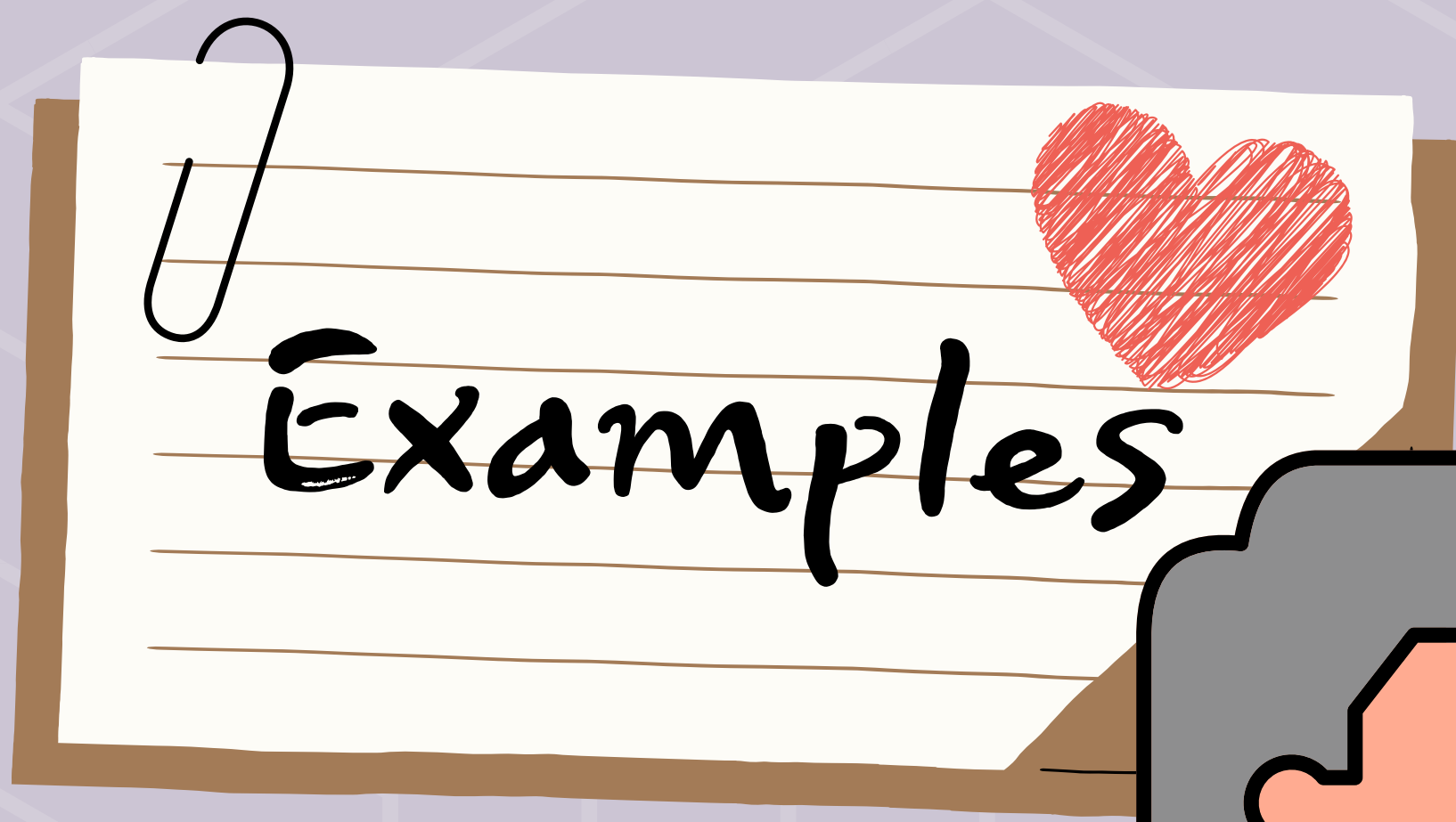
With Dhamma

ا

With Kasra

إ

إ



أَصْبِرْ

اشْتَرَوْا

أَضْرِبْ

اعْتَدَوْا

اهْبِطُوا

اتَّقُوا

اَكْثِفْ

اسْتَوَى

اهْدِنَا

اتَّخَذْتُمْ

Hamzah Wasl

HAMZAH WASL EFFECTS



Hamzah Wasl

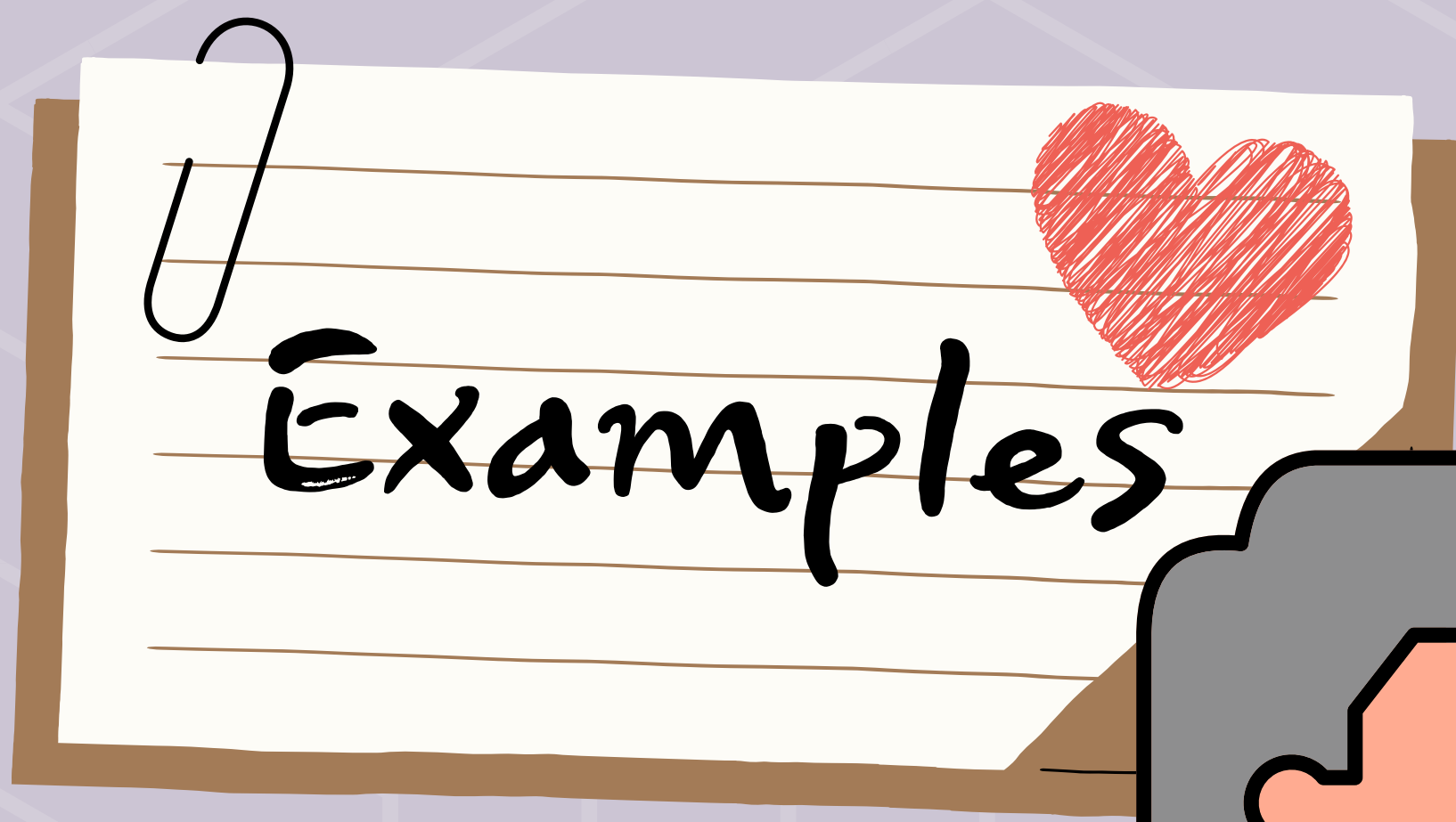
HAMZAH WASL EFFECTS



1) Preceded by Madd letter:

When hamzah wasl comes in the middle of a verse and is preceded by a Madd letter, it is not pronounced and the Madd letter is, in this case, not pronounced as well.





فِي الْأَرْضِ

وَأَسْتَبَقَا الْبَابَ

وَقُلْنَا أَهْبِطُوا

ءَامِنُوا اتَّقُوا

فَقُلْنَا اضْرِبُوهُ

قَالُوا آدِّعْ

وَقُولُوا أَنْظِرْنَا

وَأَقِيمُوا الصَّلَاةَ

فِي الْحَيَاةِ

ذَاقَا الشَّجَرَةَ

Hamzah Wasl

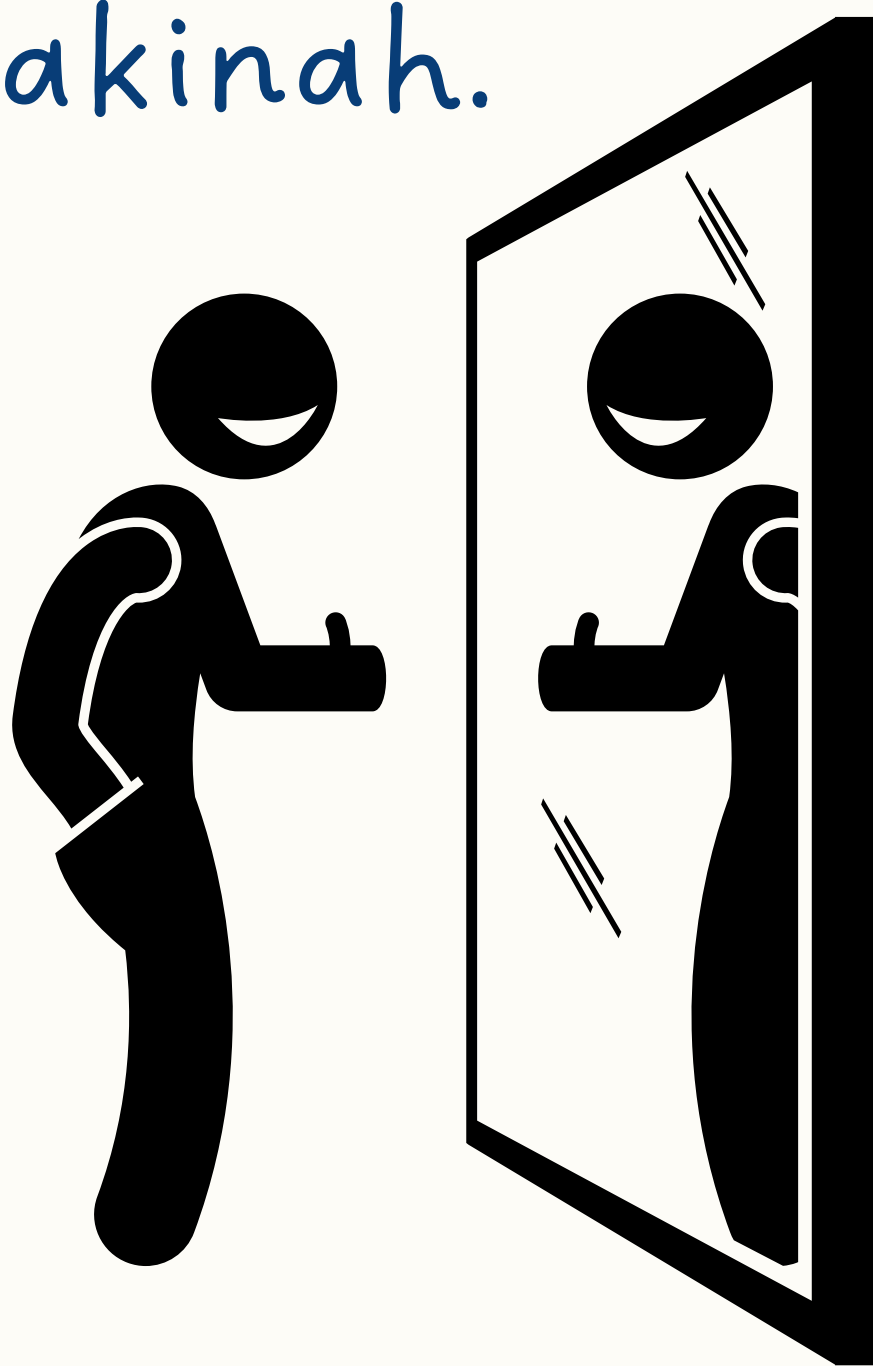
HAMZAH WASL EFFECTS



2) Preceded by Tanween:

Tanween = 

The Tanween's pronunciation, as you are aware, is identical to the pronunciation of the noon sakinah.



Hamzah Wasl

HAMZAH WASL EFFECTS

2) Preceded by Tanween:

If there is a word that has tanween at the end, and the next thing after it is hamza al wasl, then hamza al wasl will not be pronounced, and the noon of the tanween will not be pronounced as noon sakinah any more. Instead, it is required to add the vowel kasra to the tanween.



5 STEPS TO MASTER THIS RULE

1

BRING TANWEEN BACK TO
ITS SOURCE, NOON SAKINA

نُوحٌ ۖ نُوحِيْنُ

2

REMOVE THE NOON SAKINAH
THEN ADD A KASRA

نُوحِيْنُ ۖ نُوحِيْنُ

نُوحٌ ۖ نُوحِيْنُ

3

COMBINE THE TWO WORDS SIDE BY SIDE.

نُوحِيْنُ ۖ نُوحِيْنُ

4


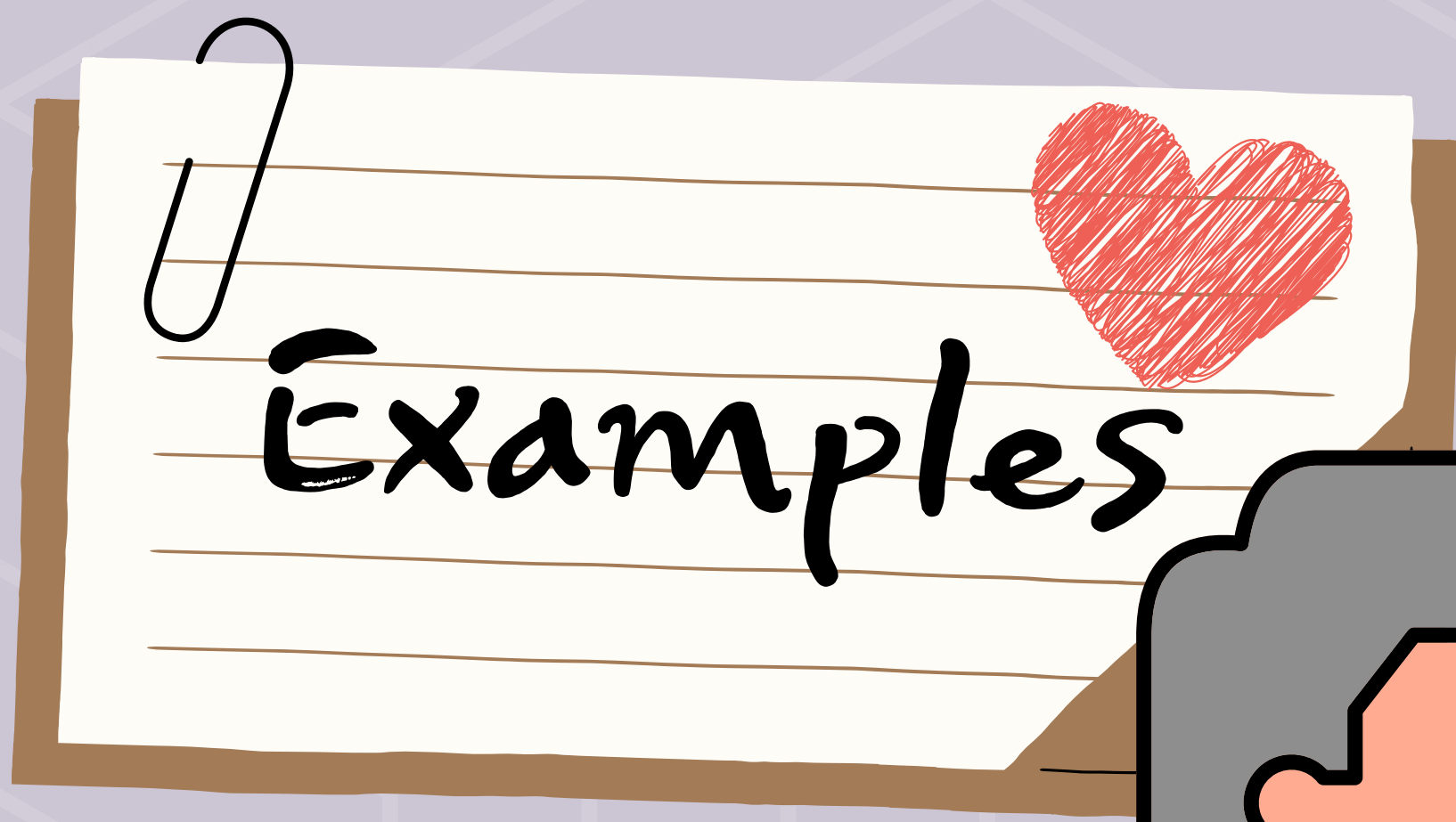
REMOVE HAMZAH AL-WASL

نُوحِيْنُ ۖ نُوحِيْنُ

5

CONNECT THE 2 WORDS TOGETHER

نُوحِيْنُ ۖ نُوحِيْنُ



عَادًا أَلَّوْلَى

جَزَاءً أَلْحُسْنَى

عَدْنٍ أَلْتِي

شَيْئًا أَلتَّخَذَهَا

أَخَذَ أَللَّهُ

خَبِيثَةً أَلْجُتَّتْ

مِصْبَاحٍ أَلْمِصْبَاحُ


لَهُوَ أَلْأَنْفُصُونَ

زُجَاجَةٍ أَلزُّجَاجَةُ

يَوْمَئِذٍ أَلْمَسَاقُ

Hamzah Wasl


HAMZAH WASL EFFECTS



3) Followed by Hamzah Qat':

The pronunciation rules for words starting with hamzah al-wasl followed by hamzah al-qat' are as follows:

we will substitute hamzah al-qat' with a madd letter, while pronouncing hamzah al-wasl with a vowel that fits with this madd letter.



Hamzah Wasl

HAMZAH WASL EFFECTS

3) Followed by Hamzah Qat':

Hamza al-qat' will undergo a modification to be transformed into a Madd letter, influenced by its shape.

أ

In the event that it adopts this particular shape, it implies that we shall transmute it into Madd ي.

أ ← ي

ؤ

In the event that it adopts this particular shape, it implies that we shall transmute it into Madd و.

ؤ ← و

Hamzah Wasl



HAMZAH WASL EFFECTS

Note:

و ← وّ


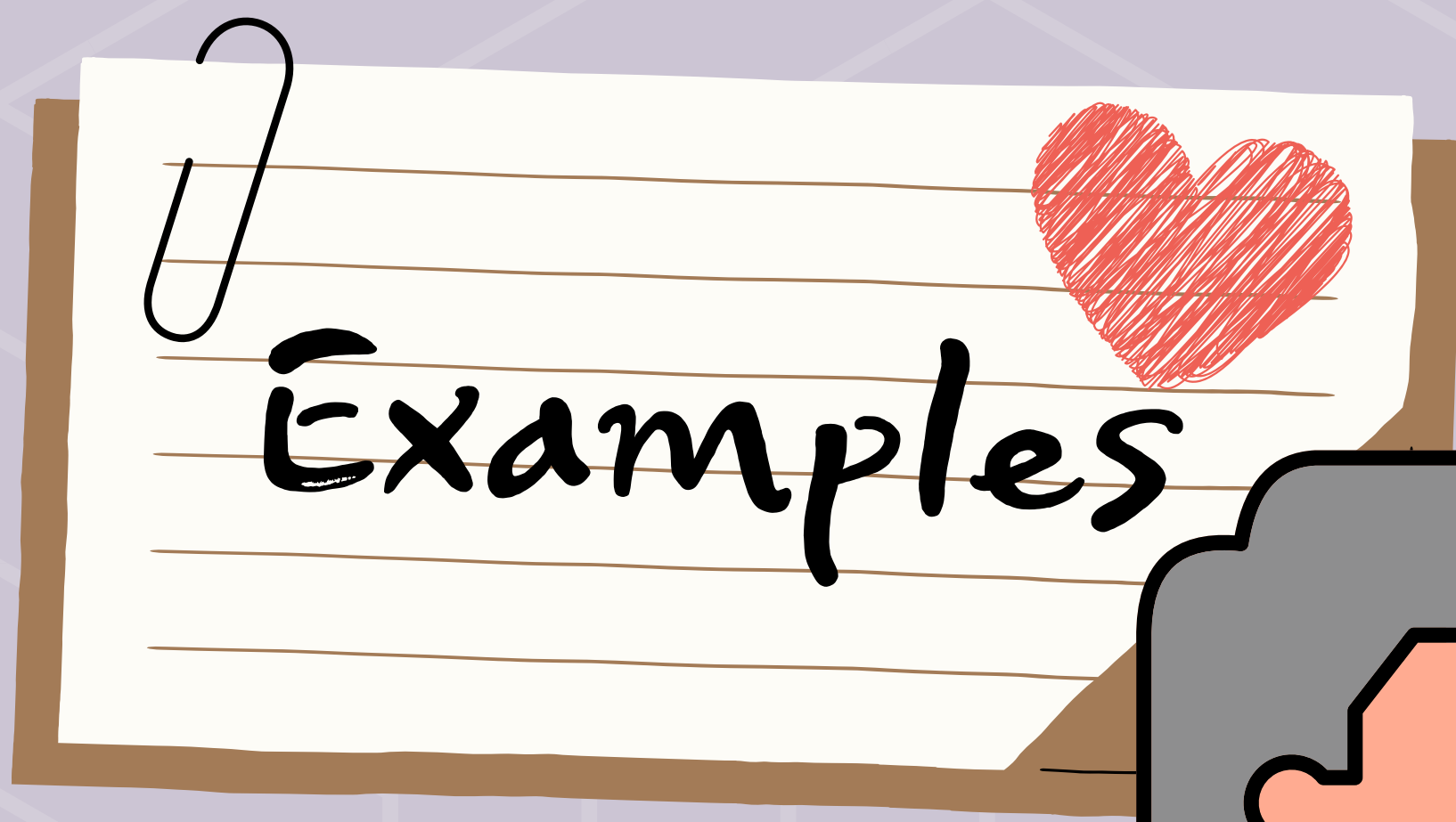
when you transmute hamzah al-qat' into Madd و
you will put a Dhammah to hamzah al-wasl
in order to fit with the madd.

أ ← آ

ي ← يّ

when you transmute hamzah al-qat' into Madd ي
you will put a kasra to hamzah al-wasl
in order to fit with the madd.

إ ← آ



أَوْثِمْنَ

أَوْثِمْنَ

إِيْذَنْ

أَنْذَنْ

إِيْتَوْا

أَنْتَوْا

إِيْتِنَا

أَنْتِنَا

إِيْتُونِي

أَنْتُونِي

Hamzah Wasl

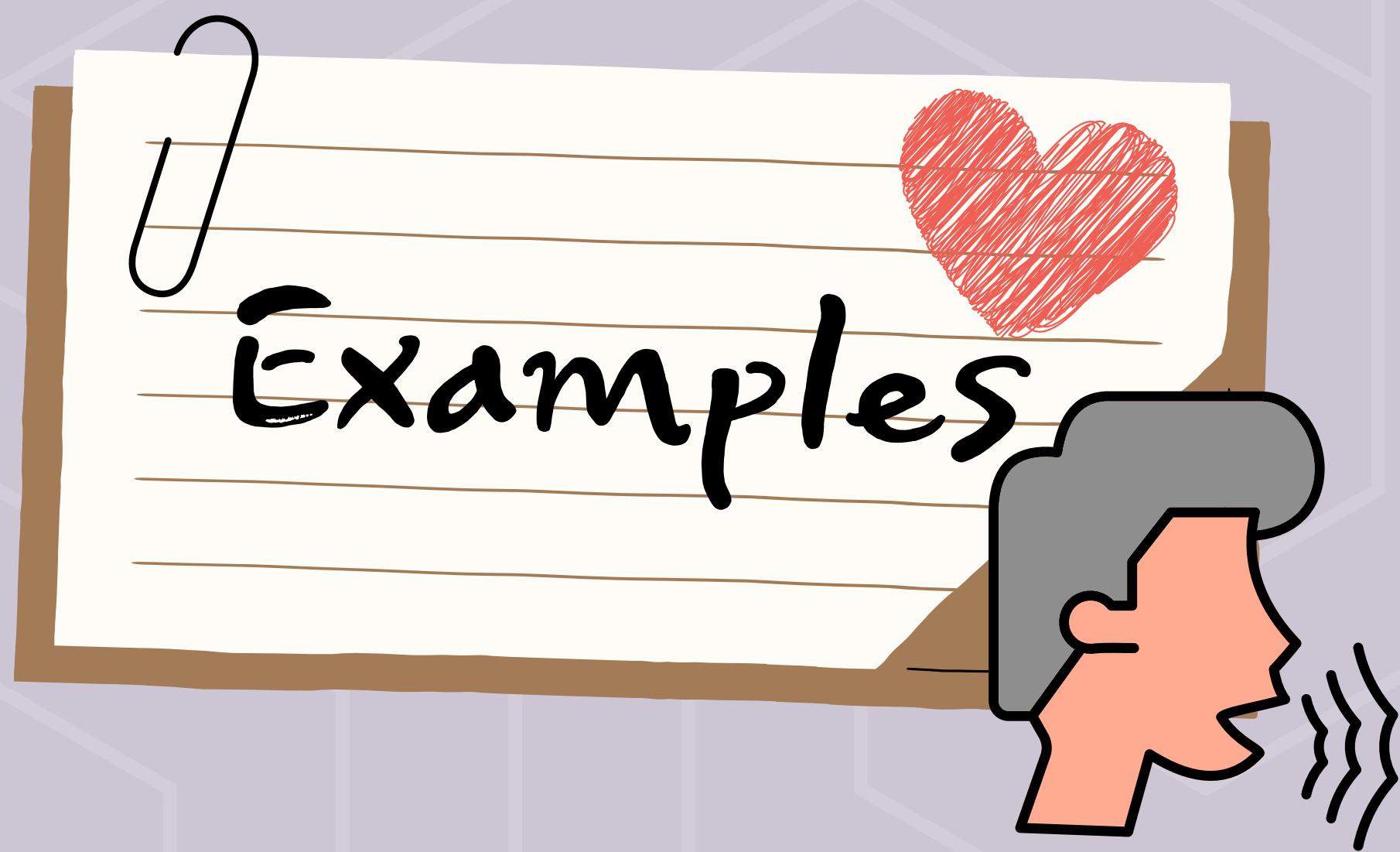


HAMZAH WASL EFFECTS

Note:

If we commence reading from hamzah al-wasl, then this rule is put into effect; however, if we begin reading prior to it, with hamzah al-wasl appearing in the midst of the sentence, the primary rule will be implemented, "skip it".





فَلْيُؤَدِّ الَّذِي^٣ آوْتُمِنْ^٤ أَمْنَتَهُ^٥

وَمِنْهُمْ^٦ مَنْ يَقُولُ^٧ آذَنْ^٨ لِي

ثُمَّ^٩ آتُوا^{١٠} صَفَا^{١١}

وَقَالُوا^{١٢} يُضْلِحْ^{١٣} آتِنَا^{١٤} بِمَا تَعِدُنَا^{١٥}

فِي السَّمَوَاتِ^{١٦} آتُونِي^{١٧} بِكِتَابٍ^{١٨}

Hamzah Wasl

Hamzah al-wasl has 3 effects

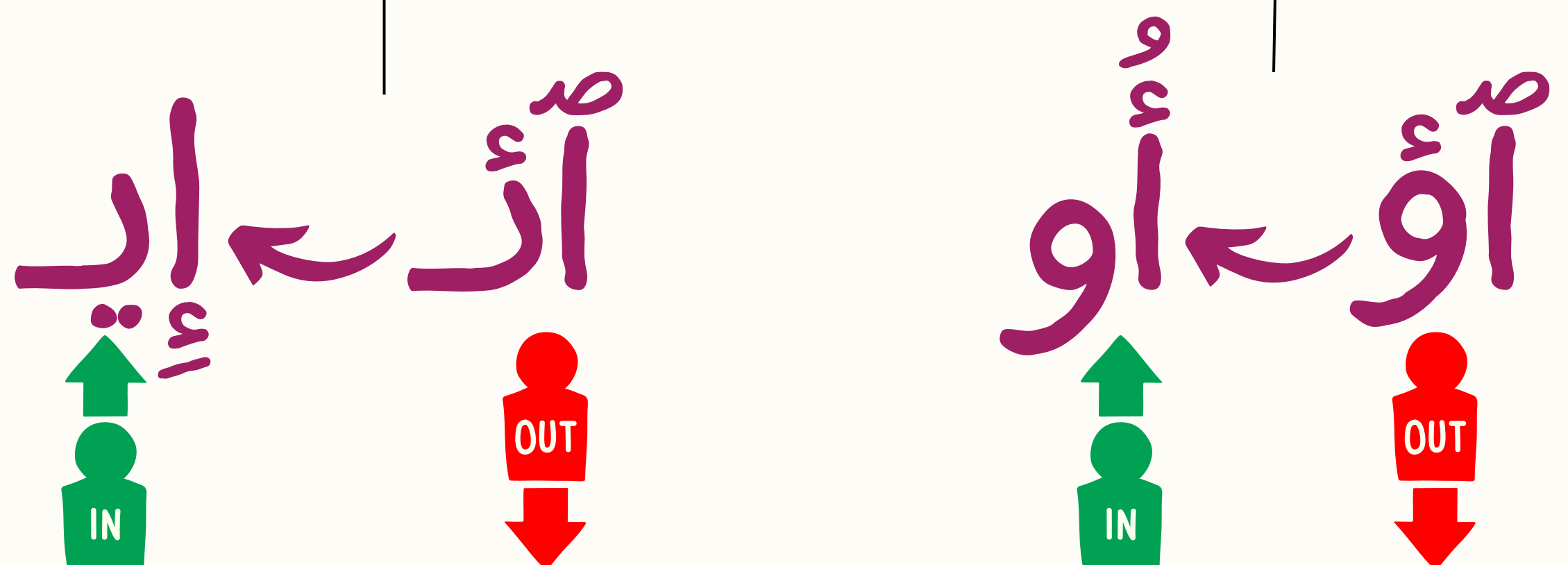
**Preceded by
Madd letter**



**Preceded by
Tanween**



**Followed by
Hamzah Qat'**






It's
OKAY
to take a
BREAK

@itqan academy



Puzzle Game

Connect the appropriate images!




a

1



b

2




Hadith

A man asked the
Messenger of Allah
Which act in Islam is
the best? " He (ﷺ)
replied: To give food,
and to greet everyone,
whether you know or
you do not

Al-Bukhari and Muslim



Back to Tajweed



Learn as if you will live
forever, live like you will die
tomorrow.

The Rules of the seven Alifs

7

What are these seven Alifs?

There are seven Alifs that come at the end of only seven words in the Quran.

These Alifs have an oval shaped Sukoon on top of them "0"

Method of pronunciation:

We have two methods to pronounce these 7 Alifs.

Skip it


Pronounce it



The Rules of the seven Alifs

1) Skip it:

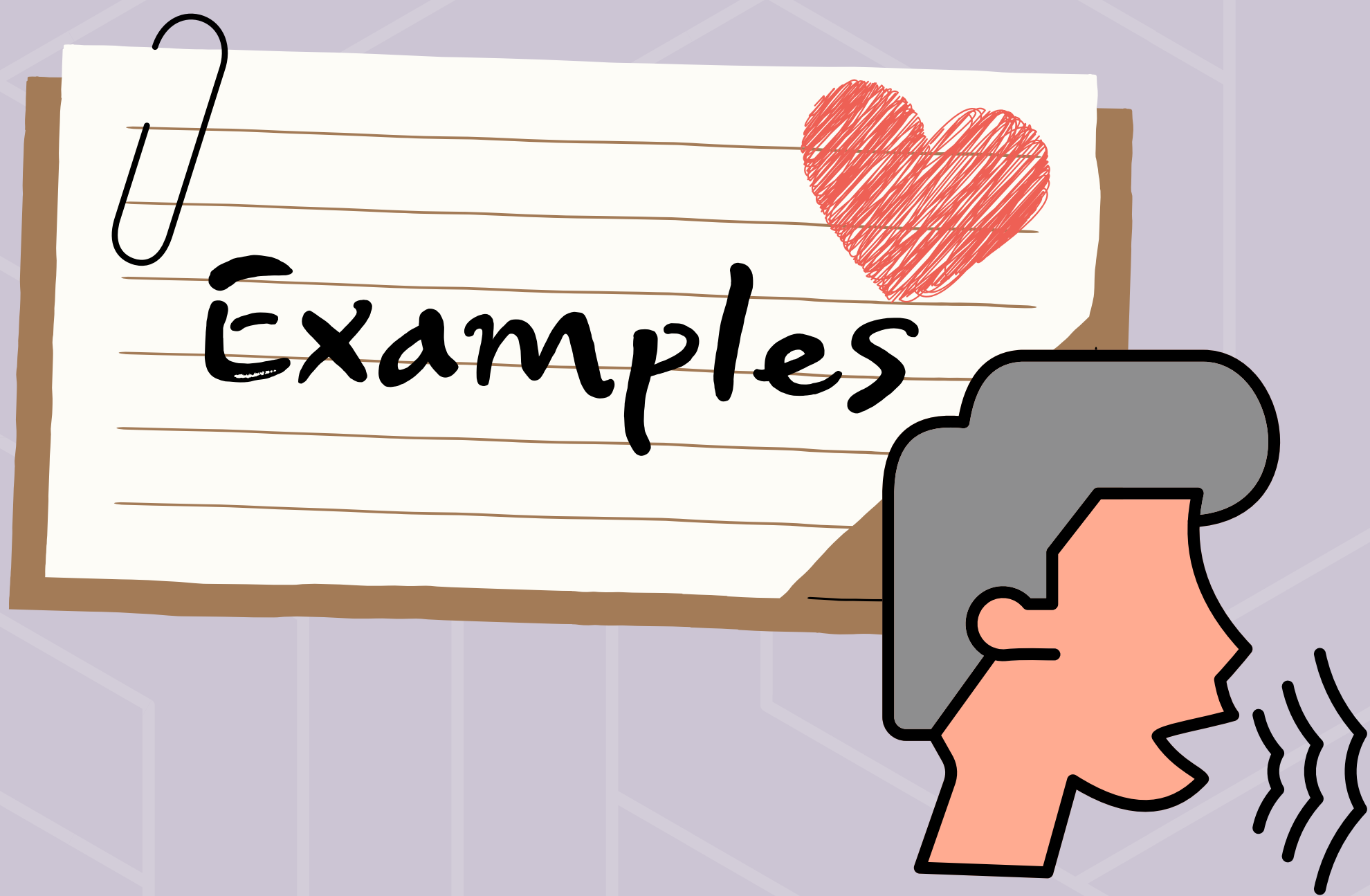
The seven Alifs are not pronounced when completing the recitation of the Quran without stopping on them.



2) Pronounce it:

The seven Alifs are pronounced only when you stop on them, not when you carry on reading.





Pronounce it

وَلَا أَنَا

لَكِنَّا

وَتَظُنُّونَ بِاللَّهِ الظُّنُونَا

أَطَعْنَا اللَّهَ وَأَطَعْنَا الرَّسُولَا

فَأَضَلُّونَا السَّبِيلَا

وَأَكْوَابٍ كَانَتْ قَوَارِيرَا

إِنَّا أَعْتَدْنَا لِلْكَافِرِينَ سَلَاسِلَا

Skip it

وَلَا أَنَا عَابِدٌ مَّا عَبَدْتُمْ

لَكِنَّا هُوَ اللَّهُ رَبِّي

وَتَظُنُّونَ بِاللَّهِ الظُّنُونَا هُنَالِكَ

أَطَعْنَا اللَّهَ وَأَطَعْنَا الرَّسُولَا وَقَالُوا

فَأَضَلُّونَا السَّبِيلَا رَبَّنَا

وَأَكْوَابٍ كَانَتْ قَوَارِيرَا

إِنَّا أَعْتَدْنَا لِلْكَافِرِينَ سَلَاسِلَا وَأَغْلَلَا

The Rules of the seven Alifs

Notes:

- There is an Alif that has "o".
This Alif is not pronounced when stopping on the word nor when continuing the recitation

EXAMPLE **أَمِرُوا**

EXAMPLE **وَعَمِلُوا**

EXAMPLE **ءَامِنُوا**

EXAMPLE **فَأَكْثَرُوا**

stopping on the word **سَلَسِلَا**

two pronunciations are possible

1- Dropping the Alif and pronouncing the Laam with a Sukoon.

2- The Alif is pronounced.

إِنَّا أَعْتَدْنَا لِلْكَافِرِينَ سَلْسِلًا

إِنَّا أَعْتَدْنَا لِلْكَافِرِينَ سَلْسِل

- When joining **سَلَسِلَا** to the next word, we will skip the Alif.




It's
OKAY
to take a
BREAK

@itqan academy

Game Time!

Find a way out



Hadith

**The Messenger of
Allah (ﷺ) said,
"A believer never
satisfies doing good
until he reaches
Jannah."**

[At- Tirmidhi].

You
got
this

ADVANCED TAJWEED
RULES